
24th EACMFS CONGRESS



18-21 September 2018
MUNICH - GERMANY



Facing the future together



European Association for
Cranio - Maxillo - Facial Surgery

www.eacmfs.eu

Scientific Program



stryker

Visit us here in Munich!

**Experience our entire
craniomaxillofacial portfolio**

- **Meet our experts at booth #24**
- **Get involved in onsite Virtual Surgical Planning sessions**
- **Check out our Navigation demos**
- **Join us for the VSP Orthognatic Symposium hosted by Stryker**

stryker.com



24th EACMFS CONGRESS

18-21 September 2018
MUNICH - GERMANY



INDEX

EACMFS Executive Officers - Committee Members	04
Main Contact Details	05
Former Congresses & Presidents - Main Topics	06
Welcome address	07
Congress venue	08
Congress Objectives	11
General Information	12
Program at a Glance	
Monday	13
Tuesday	14
Wednesday	15
Thursday	16
Friday	17
Scientific Program	
Monday	18
Tuesday	21
Wednesday	43
Thursday	68
Friday	87



24th EACMFS CONGRESS

18-21 September 2018
MUNICH - GERMANY



EACMFS EXECUTIVE OFFICERS

President:

Prof Klaus-Dietrich Wolff

Treasurer:

Prof Joachim Obwegeser

Executive Advisor:

Prof Frank Hölzle

Immediate Past President:

Dr Ian Martin

Secretary General:

Dr Nicholas Kalavrezos

Executive Advisor:

Dr R Martin-Granizo

Senior President (Elect):

Prof Jean-Paul Meningaud

Assistant Secretary:

Dr Satheesh Prabhu

Research:

Prof Sylvie Testelin

President Elect:

Prof Julio Acero

Education & Training Officer:

Prof Manlio Galie

Editor-In-Chief:

Prof Joerg Wilfgang

Media Development Officer:

Dr Aakshay Gulati

SCIENTIFIC & ORGANISING COMMITTEE

Frank Hölzle

Herbert Deppe

Jörg Wilfgang

REVIEWING COMMITTEE

Julio Acero

Frank Hölzle

Maurice Mommaerts

Robert Banks

Reha kisnisci

Andreas Neff

Eddy Becking

Vitomir Konstantinovic

Zsolt Németh

Federico Biglioli

Edmond Lahy

Joachim Obwegeser

Cyrille Chossegros

Bodil Lund

Gert Santle

Nils-Claudius Gellrich

Rafael Martin-Granizo Lopez

Richard Shaw

Herbert Deppe

Jean-Paul Meningaud

Gwen Swennen

Manlio Galie

Petr Michl



24th EACMFS CONGRESS

18-21 September 2018
MUNICH - GERMANY

MAIN CONTACT DETAILS

EACMFS Central Office

EACMFS SECRETARIAT
PO Box 85
Midhurst GU29 9WS.
West Sussex. UK
T: +44 (0)1730 810951
Miss Jill McFarland
E-mail: secretariat@eacmfs.org
www.eacmfs.org



Congress Technical Secretariat

TORRES PARDO S.L.
Information - Registration - Exhibition
Calle Nápoles, 187 - 2º
08013 - Barcelona. Spain
Tel +34 93 246 35 66
Fax +34 93 231 79 72
Miss Asun Marzo
E-mail: a.marzo@torrespardo.com
www.torrespardo.com

TORRESPARDO 

Local Destination Company

BOELD COMMUNICATION GMBH
Accommodation - Local services
Adlzreiterstraße 29
80337 München. Germany
Tel +49-(0)89-18 90 46-0
Fax +49-(0)89-18 90 46 16
Miss Verena Reinmuth
E-mail: vreinmuth@bb-mc.com
www.bb-mc.com

boeld  communication

Construction and planning booths company

MEPLAN GMBH
Olof-Palme-Straße 1
D - 81829 München
Tel: +49 (0)89 949 283 58
Fax: +49 (0)89 5402 673 59
Miss Vanessa Schaller
Email: Schaller@meplan.de
www.meplan.de





24th EACMFS CONGRESS

18-21 September 2018
MUNICH - GERMANY



FORMER CONGRESSES & PRESIDENTS


Year	Location	President
1972	Ljubljana, Slovenia	Prof. F. Celesnik
1974	Zurich, Switzerland	Prof. H. L. Obwegeser
1976	London, UK	Dr. N. L. Rowe
1978	Venice, Italy	Prof. C. Curioni
1980	Warsaw, Poland	Prof. S. Knapik
1982	Hamburg, Germany	Prof. G. Pfeiffer
1984	Paris, France	Prof. J. Delaire
1986	Madrid, Spain	Prof. J. Alonso del Hoyo
1988	Athens, Greece	Prof. C. Martis
1990	Brussels, Belgium	Dr. R. Peiffer
1992	Innsbruck, Austria	Prof. R. Fries
1994	The Hague, The Netherlands	Prof. P.J. Stoeltinga
1996	Zurich, Switzerland	Prof. H. Sailer
1998	Helsinki, Finland	Prof. C. Lindqvist
2000	Edinburgh, UK	Dr. J. Ll. Williams
2002	Munster, Germany	Prof. U. Joos
2004	Tours, France	Prof. B. Devauchelle
2006	Barcelona, Spain	Prof. G. Raspall
2008	Bologna, Italy	Prof. L. Clauser
2010	Brugge, Belgium	Prof. M. Mommaerts
2012	Dubrovnik, Croatia	Prof. M. Virag
2014	Prague, Czech Republic	Prof. D. Hrušák
2016	London, UK	Dr. I. C. Martin

MAIN TOPICS

**Learn from experts from around
the world on innovation
and technology in the following areas:**

- Trauma
- Oncology
- Reconstruction
- Facial Deformity Surgery
- Cleft Lip and Palate
- Aesthetic Cosmetic Surgery
- Dermatological and Skin Surgery
- TMJ Disorders
- Oral Surgery / Implants
- Orthognathic Surgery
- Others
- AV Malformation
- Infection/Medication related osteonecrosis





24th EACMFS CONGRESS

18-21 September 2018
MUNICH - GERMANY

Dear Colleagues and Friends,

As Maxillofacial surgeons, we save life by resecting malignancies, restore function by reconstructing bones and soft tissues, give hope by removing disfigurements, and produce happiness by bringing out the beauty of faces - we can be proud to say that we are the face of surgery!

But will we be able to perpetuate the successful development of our speciality in the future?

FACING THE FUTURE - this will be the topic of the 24th EACMFS Congress, and with gratitude for holding presidency and devoted to our Association, I cordially invite you to Munich in September 2018. Together, we will put another milestone on the way to success, focussing on the most important instrument to let grow and further improve our Association: multiplying knowledge by sharing it with each other. In Munich, everybody will find sessions, topics, courses and joint meetings they are interested in, and - following the tradition of our Congresses - every clinician and scientist will have the chance to make a contribution. Well structured and highly didactic lectures and workshops will be given about surgical techniques, cadaver courses will be offered for surgical training, guidelines on the most important issues of our speciality will be presented and discussed at special round tables and symposia, and the foundation of an European study group for oncologic research in Maxillofacial surgery is planned as an aim of the Congress.

Although there will be no limitation to the range of topics, the selection of papers will be made according to scientific quality and clinical impact. A major aspect of our meeting will be to consider the teaching character in each session, based on the best available evidence and the vast experience of key note speakers from all over the world. Already now, leading representatives have been attracted who will communicate their valuable knowledge and ideas about trend setting developments in the future. The Congress will also be a platform for guest societies, who are invited to contribute to the programme with high quality papers.

Munich is an international, cosmopolitan metropolis and situated in the midst of a beautiful pre-alpine countryside with an excellent infrastructure and one of the largest airports in Europe. The venue of the Congress will be The Gasteig, centrally located with excellent public transport access and in walking distance from the river Isar and many sights, restaurants and the beautiful old town of Munich. Thanks to an excellent cooperation of our PCO Torres Pardo with the local Co-PCO boeld communication, the Congress will be perfectly organised. Room reservations at affordable rates have already been made in attractive hotels, all located directly nearby, and an exiting social programme has already been put together: A Congress opening with the Munich Philharmonic Orchestra, courtesy of The Gasteig, the Trainees networking event at one of the beaches, as well as separate events not included in the Congress activities: a traditional float tour down the river Isar followed by a typical Bavarian evening in the famous Hofbräuhaus, and a festive dinner in the old City Hall. And for the sportive colleagues: a run through "Englischer Garten". At the end of the Congress, a special highlight is waiting for those who want to extend their stay in Munich a little bit: the World's largest fair, the Munich Oktoberfest will start the day after the end of the Congress.

I am convinced, the program will provide you with new information, a better knowledge in the field of your interest, and ideas how to improve your results - and it will be a stimulus to further harmonise our medical standards and to successfully compete with our neighbour disciplines. Exchange your expertise with more than 1.500 specialists in CMF Surgery and mark your calendar:

**EACMFS, 18-21 September 2018:
Facing the future - together in Munich!**

Yours,

K.-D. Wolff

President EACMFS Munich 2018



24th EACMFS CONGRESS

18-21 September 2018
MUNICH - GERMANY



VENUE

GASTEIG MUNICH

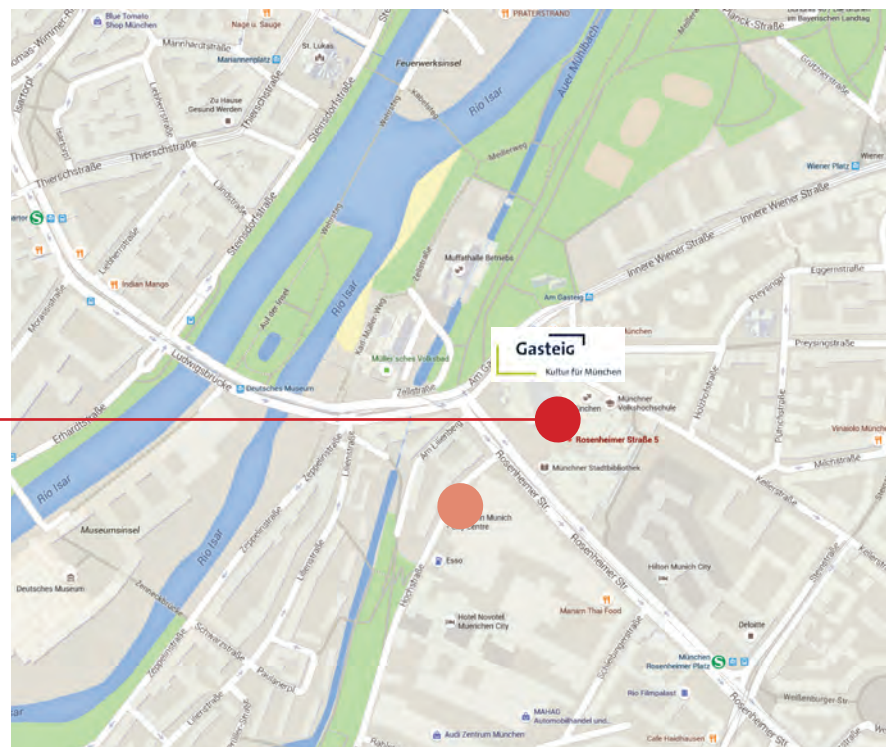
Rosenheimer Str. 5,
81667 München. Germany



Adapted to your specific requirements, our house offers a broad range of different halls and spaces. In addition to the Philharmonie (Philharmonic Hall), the Carl-Orff-Saal (Carl Orff Hall) and the Kleiner Konzertsaal (Small Concert Hall), we offer you the Black Box, the Carl-Amery-Saal (Carl Amery Hall, former Library Lecture Hall/Vortragssaal der Bibliothek) as well as a number of smaller halls.

Naturally, we have all the necessary technology at our disposal - from modern stage technology to sophisticated lighting systems and complete recording studios. You can look forward to large presentation spaces, fascinating light installations and, in particular, a competent team ready to accommodate for your needs.

Located next to the Isar with its own light rail and suburban train connections, easy parking and spacious hotels in the neighbourhood, the Gasteig offers excellent locational advantages.





24th EACMFS CONGRESS

18-21 September 2018
MUNICH - GERMANY



VENUE

HOLIDAY INN MUNICH - CITY CENTRE

Hochstraße 3,
81669 München, Alemany



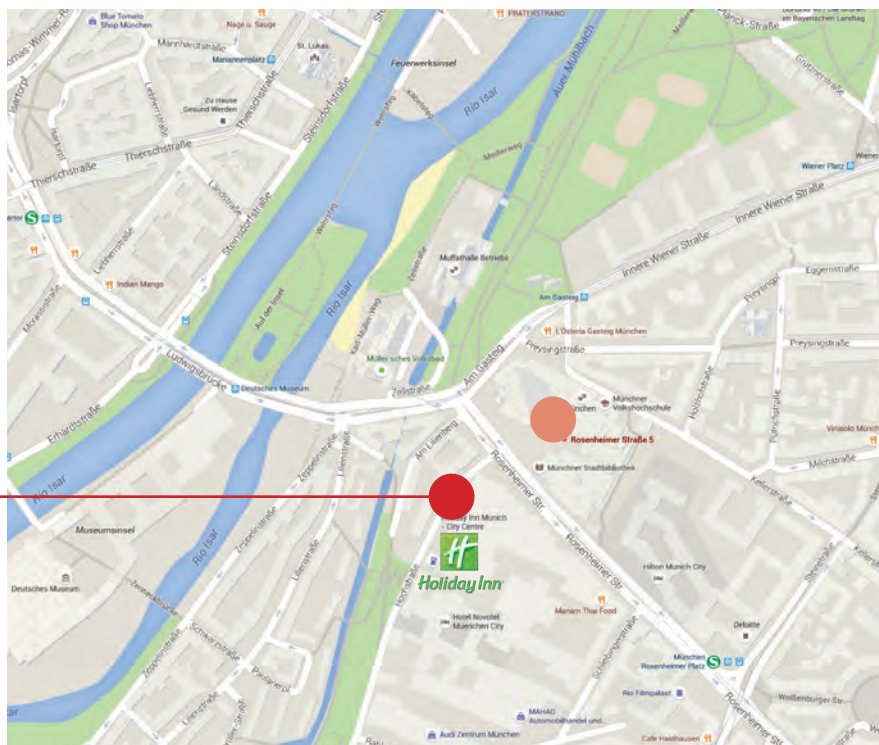
Business & Family hotel in central Munich with an all-day restaurant and extensive conference facilities

Holiday Inn® Munich - City Centre hotel is a 5-minute S-Bahn ride from main square Marienplatz in the heart of the Old Town.

The hotel is directly above Rosenheimer Platz S-Bahn station for fast, frequent connections across the city. It's a 10-minute train ride to Munich Hauptbahnhof and 35 minutes to Munich Airport (MUC). Families love the science and tech exhibits at the vast Deutsches Museum, a short walk away, while shoppers delight at the stores lining pedestrianised Kaufingerstrasse in the Old Town. The hotel has 20 meeting rooms offering space for up to 600 guests, and its convenient location makes it an ideal venue for events.

At this hotel you can enjoy:

- Inclusive Wi-Fi
- Connectivity (accessible sockets)
- To Go Café
- Chef's Station at breakfast

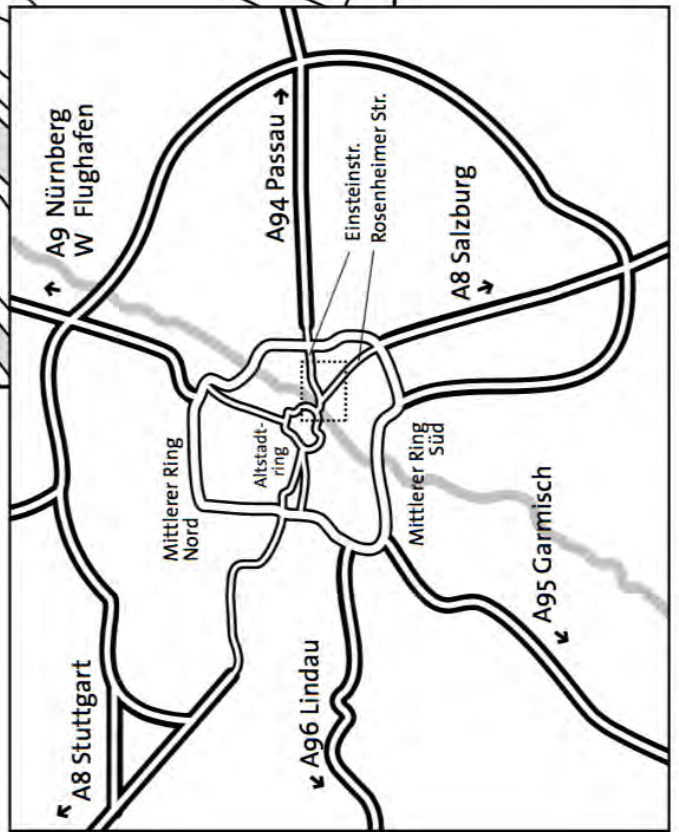
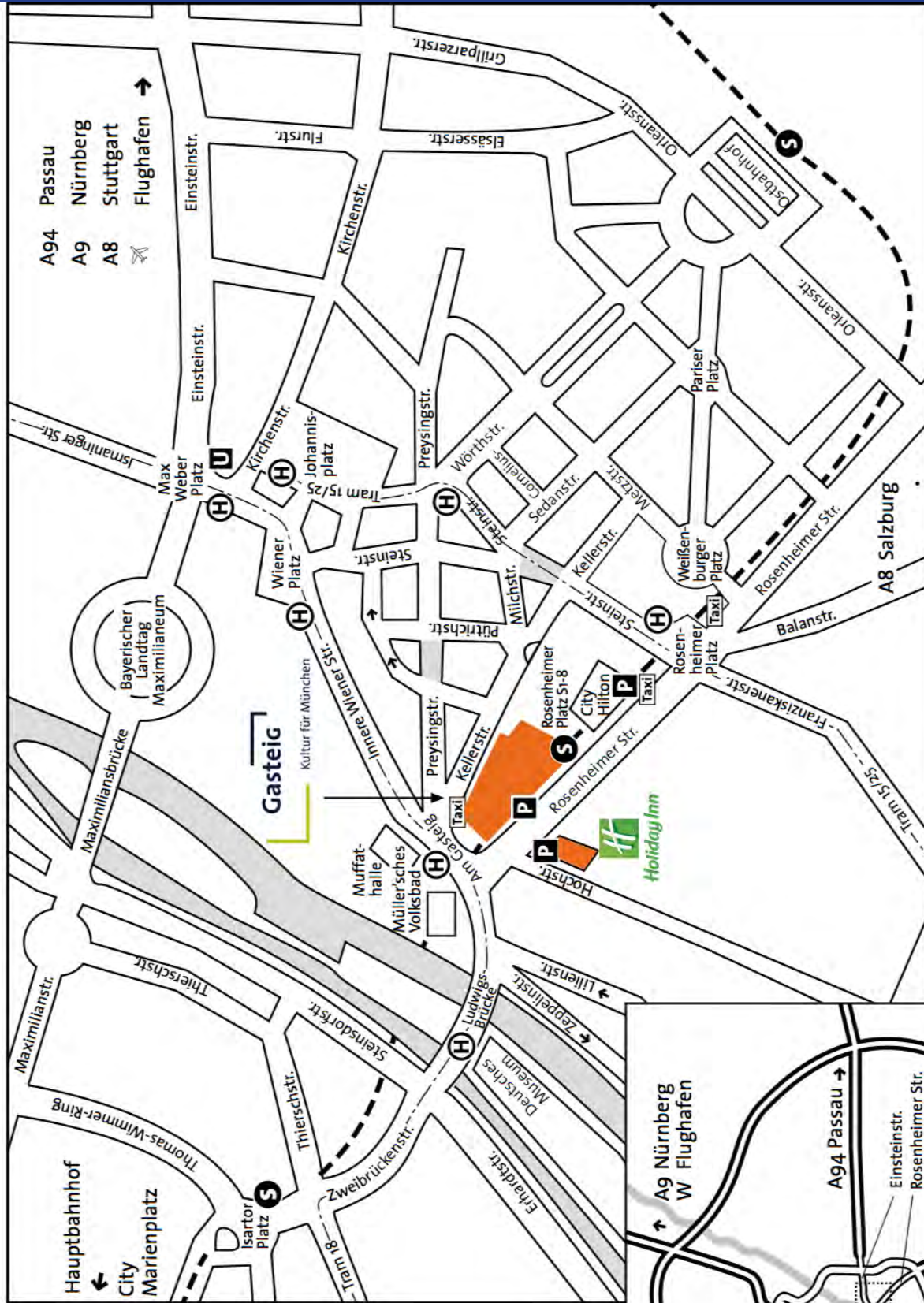




Kultur für München



- S** S1 - S8: Alle S-Bahnen, auch Flughafenlinie (All rapid transport trains including airport line)
- U** U-Bahn U4/U5 (Subway system lines U4/U5)
- H** Tram 18, Tram 15, Tram 25
- P** Parkplatz (Parking)





24th EACMFS CONGRESS

18-21 September 2018
MUNICH - GERMANY



CONGRESS OBJECTIVES

Who will attend?

The Congress will be attended by over 1500 participants, mainly from Europe. Participants will be researchers, clinicians, physicians and other allied health professionals with an interest in the field of Cranio Maxillo-Facial Surgery.

Scientific Objectives

Attendance to the Congress will enable participants to broaden their knowledge and skills in both the theory and practice of Cranio Maxillo-Facial Surgery. The Congress will offer a stimulating scientific programme composed of invited lectures from renowned experts in the field, symposia, and 'state of the art' presentations on controversial topics, master classes and free communications.

The Congress aims to provide scientific education for everyone working in the field of Cranio Maxillo-Facial Surgery, ranging from trainees to junior and senior specialists. To facilitate exchange between units and finally bring together colleagues in order to share and advance clinical expertise.

The scientific programme should be seen as an encouragement towards the establishment of uniform training requirements throughout Europe for our specialty.

Awards

Sponsors are encouraged to participate in financing prizes and or rewarding their own.

Official Language

The official language of the Congress is English. Simultaneous translation will not be provided.





24th EACMFS CONGRESS

18-21 September 2018
MUNICH - GERMANY



GENERAL INFORMATION

Language

The official language of the congress is English.
No simultaneous translation will be provided.

Registration & Abstract Submission

Only through the Congress website: www.eacmfs2018.com
and the Association website: www.eacmfs.org

Wireless Internet Access

WiFi Internet access area will be available at the Congress.

Networking Events

Trainee Party

Monday 17 September 2018
(included in the registration fee)

Opening ceremony – President's Reception

Tuesday 18 September 2018
(included in the registration fee)

Bavarian evening

Wednesday 19 September 2018
(not included in the registration fee)

Networking EACMFS 2018 Dinner

Thursday 20 September 2018
(not included in the registration fee)

Panoramic Fun Run

Friday 21 September 2018
(not included in the registration fee)

Accommodation Details

Accommodation details are available at the website
and further announcements.

Smoking

EACMFS 2018 is a non smoking congress.

Attendance

The Congress usually attracts between 1.500 and 1.800
people from all over Europe and from all over the World.

Name Badges

Participants and accompanying persons are obliged to wear
the official Congress name badges on all Congress
occasions.

Exhibition

Access to the exhibition is free for registered participants.
The exhibition will be open on 18 - 21 September 2018
during the congress hours.

Lunch and Refreshments

Lunches are included in the participants' registration fee.
Coffee, tea will be available in the exhibition area during
the breaks.

Certificate of Attendance

Participants will receive a certificate of attendance at the
Congress.

Liability

By registering for the Congress and/or by participating in the
exhibition joined to the Congress, participants and exhibitors
agree that EACMFS, the Organising Committee or the
Congress Secretariat do not assume any responsibility for
damage or injuries to persons or property during the Congress.
Participants and exhibitors are advised to organise their own
health, travel and personal insurances.

Letter of Invitation

Upon request, the Chairman of the Local Organising Commit-
tee will be pleased to send a personal letter of invitation so
as to enable participants to obtain supporting funds or visas
for attending the Congress. These invitation letters cannot be
considered as an offer of financial support by the organisers.



MONDAY 17 SEPTEMBER 2018

	GASTEIG				HOLIDAY INN HOTEL			
	CARL-ORFF	BLACK BOX	KONZERTSAAL	CARL-AMERY HALL	CHORPROBENSAAL	HOLIDAY INN 1	HOLIDAY INN 2	HOLIDAY INN 3
08:00 - 08:30								
08:30 - 09:00				AOCMF ARONJ CONFERENCE			AOCMF COURSE Advanced techniques in orthognatic and craniofacial deformities	STRIKER TRAINEE COURSE -THEORICAL SESSION- Cranioaxillofacial Reconstruction; Sawbones workshop for trainees
09:00 - 09:30								
09:30 - 10:00								
10:00 - 10:30					COFFEE BREAK			
10:30 - 11:00								STRIKER TRAINEE COURSE -PRACTICAL SESSION- Cranioaxillofacial Reconstruction; Sawbones workshop for trainees
11:00 - 11:30				AOCMF ARONJ CONFERENCE				
11:30 - 12:00								
12:00 - 12:30								
12:30 - 13:00					LUNCH BREAK			
13:00 - 13:30	JOHN LOWRY EDUCATION SESSION							
13:30 - 14:00				AOCMF ARONJ CONFERENCE		HANDS-ON & SYMPOSIUM S.O.R.G Innovative approaches in reconstructive head and neck surgery		
14:00 - 14:30				AOCMF ARONJ CONFERENCE SKY BAR MEETING				
14:30 - 15:00								
15:00 - 15:30								
15:30 - 16:00					COFFEE BREAK			
16:00 - 16:30	JOHN LOWRY AND TRAINEE BUSINESS MEETING EDUCATION SESSION							
16:30 - 17:00						HANDS-ON & SYMPOSIUM S.O.R.G Innovative approaches in reconstructive head and neck surgery		
17:00 - 17:30								
17:30 - 18:00								
18:00 - 18:30								
19:00	CLUB AMPERE: TRAINEES NETWORKING EVENT							



24th EACMFS CONGRESS

PROGRAM AT A GLANCE

TUESDAY 18 SEPTEMBER 2018

	GASTEIG								
	CARL-ORFF	BLACK BOX	KONZERTSAAAL	CARL AMERY HALL	CHORPROBENSAAL	HOLIDAY INN 1	HOLIDAY INN 2	HOLIDAY INN 3	HOLIDAY INN 8
08:00 - 08:30									
08:30 - 09:00	SYMPOSIUM Treatment of Oral Cancer Chair: Simon Rogers	FREE PAPERS Orthognathic Surgery I	FREE PAPERS Oral Surgery/Implants I	FREE PAPERS TMJ Disorders I	FREE PAPERS Cleft Lip and Palate I	SYMPOSIUM Craniofacial Surgery Chair: Joachim Obwegeser	SYMPOSIUM MECTRON Piezosurgery of the maxillo-facial area. Advanced bone surgery Chair: Luigi Clauser, Bilal AL-Nawas, Simon Jones		
09:00 - 09:30								Decision makin in Maxillary defect in implantology Fernando Garcia Marin	
09:30 - 10:00									
10:00 - 10:30									
10:30 - 11:00	Contemporary management of vascular anomalies in the head and neck. Kevin McMillan								
11:00 - 11:30	Advances in the treatment of melanoma Carola Berking	SYMPOSIUM 3D Planning of orthognathic surgery Chair: Gwen Swennen, Alfred Becking	FREE PAPERS Oral Surgery/Implants II	SYMPOSIUM Surgery of the TMJ /Treatment of TMJ Disorders Chair: Andreas Neff	FREE PAPERS Cleft Lip and Palate II	SYMPOSIUM Facial Reanimation Chair: Federico Biglioli	FREE PAPERS Facial Deformity Surgery I	Surgical decompression in endocrine orbitopathy: a treatment algorithm. Manlio Galie	E-POSTER PRESENTATION I
11:30 - 12:00	Challenges in the treatment of skin cancer Hans-Peter Howaldt					Autologous fat transfer for facial soft tissue augmentation: a mix of surgery and regeneration. Luigi Clauser		Primary and secondary craniomaxillofacial reconstruction using computer-assisted surgery. Matej Rana	
12:00 - 12:30									
12:30 - 13:00									
13:00 - 13:30									
13:30 - 14:00									
14:00 - 14:30	The importance of surgical teaching and education in Maxillofacial Surgery Ulrich Joss	FREE PAPERS Orthognathic Surgery II	FREE PAPERS Oncology I	GUEST SOCIETY EACMFS MEETS ESTMJS (PART I+II) Chair: Andreas Neff, Joel Ferri, Frederik Spijkervet	FREE PAPERS AV malformation	Managing alveol and orbit issues in very young children with craniofacial syndromes. Pramod Subash Treatment of orofacial clefting in India S.M. Balaji Management of obstructive sleep apnea in craniofacial deformities. Adi Pachmiel	FREE PAPERS Reconstruction I	Morphofunctional approaches for the repair of the Cleft lip and palate and associated deformities. Srimivas Gosla Reddy	
14:30 - 15:00	Strategy to build up a maxillofacial free flap team. Ting Kuo Liu								
15:00 - 15:30	Facing the future: Customized solutions in CMF-reconstruction Nils Gellrich								
15:30 - 16:00									
16:00 - 16:30				GUEST SOCIETY EACMFS AND ESTMJS MEET SOFG (PART I+II) Chair: Andreas Neff and Nadeem Saeed	FREE PAPERS Facial Deformity Surgery II	SYMPOSIUM Cleft Lip and Palate Repair Chair: Siegmair Reinert	FREE PAPERS Reconstruction II	Craniofacial microsomia: a clinical pathway from early age to skeletal maturity. Eppo B. Wouters with Maarten Koudstaal	
16:30 - 17:00	SYMPOSIUM Oral Surgery Chair: Herbert Deppe	FREE PAPERS Orthognathic Surgery III	FREE PAPERS Oncology II						
17:00 - 17:30									
17:30 - 18:00									
19:00 - 19:30									
19:30 - 20:00									

19:00h OPENING CEREMONY AND WELCOME RECEPTION, PHILHARMONY, GASTEIG

GUEST SOCIETY

SYMPOSIUM

KEYNOTE

MASTERCLASS

FREE PAPERS

WORKSHOP

E-POSTERS




THURSDAY 20 SEPTEMBER 2018

		GASTEIG				HOLIDAY INN HOTEL				
		CARL-ORFF	BLACK BOX	KONZERTSAAL	CARL AMERY HALL	CHORPROBENSAAL	HOLIDAY INN 1	HOLIDAY INN 2	HOLIDAY INN 3	HOLIDAY INN 8
08:00 - 08:30										
08:30 - 09:00		SYMPOSIUM Facial Transplantation: The long lasting result Chair: Jean-Paul Meningaud	FREE PAPERS Orthognatic Surgery VI	FREE PAPERS Oncology IV	FREE PAPERS Reconstruction VI	FREE PAPERS Oral Surgery/Implants III	GUEST SOCIETY SFOMK Chair: Bodil Lund	GUEST SOCIETY ÖGMKG Chair: Gert Santler		
09:00 - 09:30										
09:30 - 10:00										
10:00 - 10:30										
10:30 - 11:00		Perforator Flaps in the Head and Neck Rui Fernandes	SYMPOSIUM Orthognatic Surgery Chair: Alfred Becking Gwen Swennen	FREE PAPERS Oncology V	FREE PAPERS Reconstruction VII	FREE PAPERS Oral Surgery/Implants IV	SYMPOSIUM Aesthetic Surgery Chair: Maurice Yves Mommaerts	GUEST SOCIETY SECOM Facing the future in surgical treatment of the TMJ Chair: José Luis López-Cedrón, Adrián Bencini, Fernando Garcia Marin	Rhinoplasty: Open and Closed. How to do it Guillermo Raspall	E-POSTER PRESENTATION III
11:00 - 11:30	Facial ballistic injuries: our learning curve from Afghanistan and Iraq. Sat Pamar									
11:30 - 12:00										
12:00 - 12:30		Surgery of endocrine orbitopathy Memio Galle								
12:30 - 13:00			Translation medicine in oral cancer detection. Shou-Yen Kao							
13:00 - 13:30										
13:30 - 14:00										
14:00 - 14:30		Immunotherapy based approaches for treatment of oral cancer Barbara Wollenberg	GUEST SOCIETY AACMFS Chair: Eric Dierks	GUEST SOCIETY BALKAN ASSOCIATION Balkan perspectives on facial deformities and corrective strategies Chair: Reha Kisnisci, Vitomir Konstantinovic	GUEST SOCIETY MAAASZT Chair: Nemeth Zsolt	FREE PAPERS TMJ Disorders III	Tissue engineering in Maxillofacial Surgery Henning Schilkephake	GUEST SOCIETY JSOMS Cleft Surgery in Japan Chair: Kenichi Kurita, Yoshiaki Hamada	Implant rehabilitation in complex Head and Neck reconstruction. Andrew Dawood with Nick Kalavrezos	
14:30 - 15:00		Evolution in the treatment of mandibular fractures Edward Ellis					Engineering - opportunities and challenges ahead Helmut Hissen			
15:00 - 15:30										
15:30 - 16:00										
16:00 - 16:30			GUEST SOCIETY IAOO Panel Shifting Paradigms in the Management of Oral Cancer Chair: Ralph Gilbert, Richard Shaw	FREE PAPERS Facial Deformity Surgery III	FREE PAPERS Reconstruction VIII	FREE PAPERS Oral Surgery/Implants V	GUEST SOCIETY KAOMS Technical advances and updates in Orthognathic surgery for class III patients Chair: Hwan Chul Kim, Hyung Jun Kim	GUEST SOCIETY SFCMFCO Chair: Cyrille Chossegros	Technical development of mandibular reconstruction Frank Hölzle	
16:30 - 17:00										
17:00 - 17:30										
17:30 - 18:00										
18:00 - 18:30										
18:30 - 19:00										



FRIDAY 21 SEPTEMBER 2018

		GASTEIG				HOLIDAY INN HOTEL				
		CARL-ORFF	BLACK BOX	KONZERTSAAL	CARL AMERY HALL	CHORPROBENSAAAL	HOLIDAY INN 1	HOLIDAY INN 2	HOLIDAY INN 3	HOLIDAY INN 8
08:00 - 08:30	SYMPOSIUM Oncology session showcase for clinical trials in oral cancer Chair: James Brown, Richard Shaw		AO SYMPOSIUM PAEDIATRIC SURGERY Chair: Cai Zhigang, Edward Ellis, Majeed Rana	FREE PAPERS Orthognathic Surgery VII	FREE PAPERS Trauma III	FREE PAPERS Oncology VI	GUEST SOCIETY CHINESE ASSOCIATION Chair: Yi Zhang	GUEST SOCIETY IAOMS Chair: Julio Acero, Alexis Olsson, GE Ghali	Complex reconstruction of the mandible - optimising osteotomy and osteosynthesis of the free fibula flap Ochen Weitz	FREE PAPERS Infection/Medication Related Osteonecrosis I
08:30 - 09:00										
09:00 - 09:30										
09:30 - 10:00										
10:00 - 10:30										
10:30 - 11:00			COFFEE BREAK	Quantifying facial growth and treatment outcome in children Thomas Maal					Surgery first in Orthognathic Surgery Gabriele Millesi	FREE PAPERS Infection/Medication Related Osteonecrosis II
11:00 - 11:30	SYMPOSIUM Neck dissection Chair: Anil D'Cruz		AO SYMPOSIUM AO PAEDIATRIC SURGERY Chair: Cai Zhigang, Edward Ellis, Majeed Rana	Dysplasia of the mandible / hemifacial hypoplasia Manlio Gallo	FREE PAPERS Trauma IV	FREE PAPERS Oncology VII	GUEST SOCIETY BAOMS Chair: Robert Banks	GUEST SOCIETY ISRAELI ASSOCIATION Facial trauma Chair: Adi Rachmiel		
11:30 - 12:00				GUEST SOCIETY CZECH ASSOCIATION Chair: Petr Michl, Daniel Hrušák			FREE PAPERS Facial Deformity Surgery IV			
12:00 - 12:30										
12:30 - 13:00										
13:00 - 13:30										
13:30 - 14:00										
14:00 - 14:30	OBITUARY SESSION PROF. HUGO OBVEGESER AND CLOSING CEREMONY "MAKE A WISH FOR THE FUTURE"									
14:30 - 15:00										
15:00 - 15:30										
15:30 - 16:00										
16:00 - 16:30			AO SYMPOSIUM AO PAEDIATRIC SURGERY Chair: Cai Zhigang, Edward Ellis, Majeed Rana							
16:30 - 17:00										
17:00 - 17:30										
17:30 - 18:00										



16:30 h RUN THROUGH ENGLISCHER GARTEN



TruMatch[®]
CMF PERSONALIZED SOLUTIONS

Doesn't this **UNIQUE** face
deserve a **UNIQUE** solution?

Personalize every facial reconstruction with the total solution for orthognathic surgery. Learn more about TRUMATCH Orthognathics fully guided system and completely reimagine your surgery.

 **DePuy Synthes**

PART OF THE *Johnson & Johnson* FAMILY OF COMPANIES

©DePuy Synthes CMF, a division of Synthes GmbH 2018.
All rights reserved. DSEM/CMF/0716/0147 08/16 JC

Plates and guides by *Materialise*.



24th EACMFS CONGRESS

18-21 September 2018
MUNICH - GERMANY

SCIENTIFIC PROGRAM · MONDAY 17 SEPTEMBER

EDUCATIONAL SESSION

JOHN LOWRY AND TRAINEE BUSINESS MEETING

CARL ORFF · 13:00 - 18:30

*Moderators: Manlio Galie
Michel D.F. Bila
Martin Rachwalski*

13:00 - 13:10

Welcome address, introduction of faculty, course objectives

Manlio Galie

13:10 - 13:30

Presidential lecture: Reconstruction with osteomyocutaneous and myocutaneous microvascular flaps

Klaus Dietrich Wolff

13:30 - 14:00

Oncology & Reconstruction 1: Facial transplant

Jean-Paul Meningaud

14:00 - 14:20

TBC

Jörg Wilfang

Emeka F. M. Nkenke

14:20 - 14:50

Oncology & Reconstruction 2: Local flaps Perspectives and challenges in reconstruction after ablative surgery

Rui Fernandes

14:50 - 15:20

Oncology & Reconstruction 3: Facial Nerve Reanimation

Cai - Zhigang

15:20 - 16:00

Discussion and coffee break

16:05 - 16:50

Trainee business meeting

Martin Rachwalski

Michel Bila

16:50 - 17:20

Trauma reconstruction 1: Primary orbital trauma management

Edward Ellis

17:20 - 17:50

Trauma reconstruction 2: Orbital/midface secondary reconstruction

Majeed Rana

17:50 - 18:20

Trauma reconstruction 3: Unusual maxillofacial trauma cases

Manlio Galie

18:20 - 18:30

Discussion and final announcements

18:30

Trainee networking reception

ARONJ CONFERENCE

ANTI-OSTEOCLASTIC DRUGS AND THEIR IMPACT ON MAXILLOFACIAL AND ORTHOPEDIC BONE BIOLOGY, DISEASE, DIAGNOSIS, SURGERY, AND TREATMENT MODALITIES

CARL AMERY HALL · 08:00 - 18:30

08:00

Welcome

Eppo B Wolvius

08:05 - 08:10

Introduction to AOCMF

Gregorio Sánchez-Aniceto

08:10 - 08:15

Information on ARONJ Anti-osteoclastic Drugs and Their Impact on Maxillofacial and Orthopedic Bone Biology, Disease, Diagnosis, Surgery, and Treatment Modalities

Risto Kontio

08:15 - 08:25

Antiresorptive drugs, why and when are they used in clinical practice

Natasha Leiden Appelman-Dijkstra

Project Updates and Results Achieved within the Program

08:25 - 11:15

Project Updates – Preclinical

08:25 - 08:55

Prevention and Treatment of ARONJ Using Blood-Derived Endothelial Progenitor Cells

Hadar Zigdon-Giladi

08:45 - 09:05

Prevention of Bisphosphonate-Related Osteonecrosis of the Jaws Using a Novel Tissue Engineering Strategy

Dietmar Hutmacher

09:05 - 09:25

Osteonecrosis model and experimental treatment with autogenous graft and calcium triphosphate β - (β -TCP)

João Paulo Bonardi

09:25 - 09:45

Investigation of Soft Tissue Toxicity in Anti-Osteoclastic drug-related Osteonecrosis of the Jaw (ARONJ)

Sebastian Höfert

09:45 - 10:15

Coffee Break / Group Photo

10:15 - 10:35

Investigation into BRONJ development in a wild type and tenomodulin knock-out mice model

Sven Otto



24th EACMFS CONGRESS

18-21 September 2018
MUNICH - GERMANY



SCIENTIFIC PROGRAM · MONDAY 17 SEPTEMBER

10:35 - 10:55

Large animal model for periodontitis related antiresorptive drug induced osteonecrosis of the jaw

Matthias F Tröltzsch

10:55 - 11:15

Computer-assisted ranking to assist in risk evaluation, diagnosis and treatment decision

Lukas Kamer

11:15 - 12:00

Medical Alert! Switching from a Bisphosphonate to a RANKL Inhibitor Causes a Rapid and Severe ONJ

Robert Marx

12:00 - 12:15

Coffee Break with Snacks

12:15 - 12:45

AOPEER (Program for Education and Excellence in Research) related to clinical BRONJ projects

Risto Kontio, Anahí Hurtado

12:45 - 13:05

Project Updates – Clinical

Surgical treatment of ARONJ using a local antimicrobial agent

Philip Poxleitner

13:05 - 13:25

Project Updates ARI

Bisphosphonate Related Osteonecrosis of the Jaw–Role of Soft Tissue Healing AND Treatment Options

Martin Stoddart

13:25 - 13:35

Wrap-up and Outlook

Sven Otto

13:35

END OF THE CONFERENCE

GET TOGETHER AT SKYLounge, 5TH FLOOR

HANDS-ON SYMPOSIUM

INNOVATIVE APPROACHES IN RECONSTRUCTIVE HEAD AND NECK SURGERY

HANDS-ON SYMPOSIUM S.O.R.G

HOLIDAY INN 1 · 13:00 - 18:00

13:00 - 13:45

Solutions for the vessel depleted neck in maxillofacial reconstructive surgery

Andreas Fichter

13:45 - 14:30

Algorithms for soft tissue reconstruction of the maxillofacial region

Marco Kesting

14:30 - 15:15

Algorithms for composite tissue reconstruction of the maxillofacial region

Jürgen Hoffmann

15:15 - 15:45

Coffee break

15:45 - 16:30

Development of a tool for standardized mandibular resection and reconstruction

Jochen Weitz

16:30 - 18:30

Hands-on model workshop: Template-guided Mandibular Reconstruction – Innovative standardized vs. Patient-specific Approach

Faculty

AOCMFS COURSE

ORTHOGNATHIC SURGERY AND CRANIOFACIAL DEFORMITIES; ADVANCED TECHNIQUES - AOCMF HOLIDAY INN 2 · 08:30 - 12:00

08:00

Welcome

Eppo Wolviusst

08:05-08:10

Introduction to AOCMF

Gregorio Sánchez-Aniceto

08:10-08:15

Information on ARONJ

Anti-Osteoclastic Drugs and Their Impact on Maxillofacial and Orthopedic Bone Biology, Disease, Diagnosis, Surgery, and Treatment Modalities

Risto Kontio

08:15-08:25

Antiresorptive Drugs, Why and When Are They Used in Clinical Practice

Natasha Appelman-Dijkstra

Project Updates and Results Achieved within the Program

08:25-11:15

Project Updates—Preclinical

08:25-08:45

Prevention and Treatment of ARONJ Using Blood-Derived Endothelial Progenitor Cells

Hadar Zigdon-Giladi



24th EACMFS CONGRESS

18-21 September 2018
MUNICH - GERMANY

SCIENTIFIC PROGRAM · MONDAY 17 SEPTEMBER

08:45-09:05

Prevention of Bisphosphonate-Related Osteonecrosis of the Jaws Using a Novel Tissue Engineering Strategy

Dietmar Hutmacher

09:05-09:25

Osteonecrosis Model and Experimental Treatment with Autogenous Graft and Calcium Triphosphate - (-TCP)

João Paulo Bonardi

09:25-09:45

Investigation of Soft Tissue Toxicity in Anti-Osteoclastic drug-related Osteonecrosis of the Jaw (ARONJ)

Sebastian Hoefert

09:45-10:00

COFFEE BREAK / GROUP PHOTO

10:00-10:15

Advances and innovations for the treatment of Craniomaxillofacial deformities

Gerson Mast

10:15-10:35

Investigation into Bronj Development in a Wild Type and Tenomodulin Knock-Out Mice Model

Sven Otto

10:35-10:55

Large Animal Model for Periodontitis Related Antiresorptive Drug Induced Osteonecrosis of the Jaw

Matthias Tröltzsch

10:55-11:15

Computer-Assisted Ranking to Assist in Risk Evaluation, Diagnosis, and Treatment Decision

Lukas Kamer

11:15-12:00

Medical Alert! Switching from a Bisphosphonate to a RANKL Inhibitor Causes a Rapid and Severe ONJ
Robert Marx

12:00-12:15

COFFEE BREAK WITH SNACKS

12:15-12:45

AOPEER (Program for Education and Excellence in Research) Related to Clinical BRONJ Projects

Risto Kontio, Anahí Hurtado

12:45-13:05

Project Update—Clinical

12:45-13:05

Surgical Treatment of ARONJ Using a Local Antimicrobial Agent
Philip Poxleitner

13:05-13:25

Project Updates ARI

13:05-13:25

Bisphosphonate Related Osteonecrosis of the Jaw—Role of Soft Tissue Healing AND Treatment Options
Martin Stoddart

13:25-13:35

Wrap-up and Outlook Sven Otto

13:35

End of the conference

Get together at Skylounge, 5th floor

STRYKER TRAINEE COURSE

**CRANIOMAXILLOFACIAL RECONSTRUCTION:
SAWBONES WORKSHOP FOR TRAINEES**

THEORETICAL SESSION: BLACK BOX · 08:00 - 10:00

PRACTICAL SESSION: HOLIDAY INN 3 · 10:10 - 12:00

8:00 – 8:15

Introductions and Course Objectives

8:15 – 9:05

Lecture:

- Preplanning cutting guides
- Osteotomy prep of mandible
- How to perform osteotomy and inset
- Demo of preplanning case
- Workflow in setting this up

9:05 - 10:00

Mock Webbex - 3DS

- Mandible 3 part and Midface planning

10:00 - 10:10

Stryker Plating Overview

- Profile plates
- Plating terminology

Split into junior (year 1&2) and senior (year 3&4) trainee workgroups

10:10 - 10:25

Presentation:



24th EACMFS CONGRESS

18-21 September 2018
MUNICH - GERMANY



SCIENTIFIC PROGRAM · MONDAY 17 SEPTEMBER

- Plate bending basics (types of plate
benders/ sequence)

10:25 - 12:00

Hands on:

- Maxillary fixation (HMMF)
- Mandible reconstruction with fibula



24th EACMFS CONGRESS

18-21 September 2018
MUNICH - GERMANY

SCIENTIFIC PROGRAM · TUESDAY 18 SEPTEMBER

SYMPOSIUM

TREATMENT OF ORAL CANCER

CARL-ORFF · 08:00 - 10:00

Moderator: Simon Rogers

08:00 - 08:20

Treatment de-escalation in oropharyngeal cancer: are we there yet?

René Leemans (Netherlands)

08:20 - 08:40

Quality of life in head and neck cancer patients

Simon Rogers (United Kingdom)

08:40 - 09:00

State of the art in radiation therapy of oral cancer

Rainer Fietkau (Germany)

09:00 - 09:20

Complications in tumour surgery of the head and neck

Klaus Dietrich Wolff (Germany)

09:20 - 09:40

Functional naso-, oro- and hypopharyngeal reconstruction with the various perforator flaps

Jong-Woo Choi (South Korea)

FREE PAPERS

ORTHOGNATHIC SURGERY I

BLACK BOX · 08:00 - 10:00

Chairmen: Jochen Weitz - Hendrik Naujokat - Camilla Baserga

08:00 - 08:06

Maxillary stability and postoperative healing of pterygoid plate after maxillary repositioning le fort I osteotomy with pterygoid plate intentional fracture

Na Rae Choi, Yong-Deok Kim, Ji-Yong Yoon, Ji-Uk Yoon

South Korea

08:06 - 08:12

Predisposing Factors Affecting to Postoperative Skeletal Stability in Class III Malocclusion Patients: Analysis by Recurrence Rates

Siyeon Park, Yong-Deok Kim, Ji-Yong Yoon, Ji-Uk Yoon

South Korea

08:12 - 08:18

Determination of the position of maxillomandibular complex in the midfacial deficiency patients who needed maxillomandibular rotational surgery

Jinyoung Park, Yong-Deok Kim, Ji-Yong Yoon, Ji-Uk Yoon

South Korea

08:18 - 08:24

Overview of systematic reviews in orthognathic surgery - hierarchy of surgical stability

Orion Luiz Haas Junior¹, Raquel Guijarro-Martínez², Ariane Paredes De Sousa Gil², Lucas Da Silva Meirelles¹, Federico Hernández-Alfaro², Rogério Belle De Oliveira¹

¹. Brazil

². Spain

08:24 - 08:30

Corticotomy as main treatment for orthognathic surgery problems?

Raffaele De Santis

Italy

08:30 - 08:36

Controversies In Widening The Jaws

Lise Kustermans, Geert Van Hemelen, Karlien Asscherickx, Elke Van De Castele, Nasser Nadjmi

Belgium

08:36 - 08:42

Minimally invasive orthognathic surgery: a systematic review

Nasser Alasser

Saudi Arabia

08:42 - 08:48

Is virtual surgical planning in orthognathic surgery faster than conventional planning? a time and workflow analysis of an office-based workflow for single- and double-jaw surgery

Thomas Steinhuber, Silvia Brunold, Catherina Gärtner, Vincent

Offermanns, Hanno Ulmer, Oliver Ploder

Austria

08:48 - 08:54

A preliminary report on custom-made devices for positioning and fixing maxillary bone in orthognathic surgery

Eduardo Sánchez-Jáuregui Alpañés, Jose Miguel Eslava Gurrea, Joaquín González Cueva, Julio Acero Sanz

Spain

08:54 - 09:00

Blood loss and operative time reduction in BSSO with an ultrasonic bone scalpel

Ahmet E Demirbas, Suheyb Bilge, Nukhet Kutuk, Alper Alkan

Turkey

09:00 - 09:06

TMJ prosthesis to treat a mandible trauma in recent surgery orthognathic patient

Gabriel Pires Pastore, Ivan Solani Martins, Mohammed Alnaqbi, Patricia

Radaic Pastore

Brazil

09:06 - 09:12

Noonan syndrome: role of orthodontics and orthognathic surgery

Fausto Rispoli, Emanuele Magaudda, Elda Gatto, Riccardo Nucera,

Alessandro Calvo, Francesco Saverio De Ponte

Italy



24th EACMFS CONGRESS

18-21 September 2018
MUNICH - GERMANY



SCIENTIFIC PROGRAM · TUESDAY 18 SEPTEMBER

09:12 - 09:18

Occlusion, aesthetics, psychological impact and prejudice. short and long term psychological evaluation of orthognathic patients

Eduard Gidea Paraschivescu, Camelia Szuchanek, Camelia Gidea

Paraschivescu

Romania

09:18 - 09:24

Anatomical study of the parapharyngeal adipose corpus in obstructive sleep apnea-hyponea syndrome. To robotic surgery?

Pauline Nicol

France

09:24 - 09:30

Orthognathic surgery in the middle of orthodontic therapy with clear aligners using accelerated healing.

Barbora Durcanova, Dusan Poruban, Andrej Thurzo

Slovakia

09:30 - 09:36

Do injections of botulinum toxin a in suprahyoid muscles reduce the relapse rate after mandibular advancement in orthognathic surgery?

Catherina Gärtner¹, Robert Köhnke², Silvia Brunold², Oliver Ploder¹

¹. Austria

². Germany

09:36 - 09:42

Bimaxillary orthognathic surgery with conventional versus piezoelectric technique: a longitudinal clinical study

Camilla Baserga, Michele Romano, Diego Sergio Rossi, Lorena

Karaxha, Alessandro Baj, Aldo Bruno Gianni

Italy

FREE PAPERS

ORAL SURGERY/IMPLANTS I

KONZERTSAAL · 08:00 - 10:00

*Chairmen: Herbert Deppe - Falk Birkenfeld -
Philipp C Jürgens*

08:00 - 08:06

Gene Enhanced tissue-engineered bone for early osseointegration of immediate implant placement in a damage alveolar socket in rabbits

Xiao Juan Sun

China

08:06 - 08:12

Is quantity and quality of bone surrounding the implant crest module effective in stress distribution?

Mustafa Yalcin, Emre Ari

Turkey

08:12 - 08:18

Which mandibular third molar positions or bone morphology types can have greater risk of iatrogenic displacement of tooth roots into anatomic spaces?

Mehmet Demirkol, Eda Didem Yalcin, Mustafa Yalcin

24 Turkey

08:18 - 08:24

Bone plant innovation in alveolar ridge one- step reconstruction and implantation

Edwin Rostami

Armenia

08:24 - 08:30

"Sandwich" osteotomy in totally atrophic mandible

Igor Cherkosov, Kirill Polyakov, Lyudmila Shamanaeva,

Anastasia Lukyanova

Russia

08:30 - 08:36

First clinical experiences with a newly developed miniaturized intraoral optical navigation system for dental implantology

Philipp Jürgens, Stephan Böhringer, Michael Breitenstein,

Erik Schkommodau, Stefan Röhling

Switzerland

08:36 - 08:42

Development Of Accurate Maxillofacial 3D Model Integrating Dentition 3D data Into CT data

Hiroko Nakamura, Toshiaki Numajiri, Ryo Yamochi, Yoshihiro Sowa

Japan

08:42 - 08:48

Rehabilitation of an extremely atrophic edentulous mandible in a patient with multiple comorbidities

Iulian Filipov, Cristian Rotaru, Mircea Baldea, Lucian Chirila

Romania

08:48 - 08:54

Congenital hypodontia/oligodontia: retrospective evaluation of implant success

Sameh Attia, Ella Schaper, Jan-Falco Wilbrand, Philipp Streckbein,

Heidrun Schaaf, Hans-Peter Howaldt

Germany

08:54 - 09:00

Transimplant antral lavage as minimally invasive treatment of chronic rhinosinusitis

Awfa Abdullah Abu-Nimer

Israel

09:00 - 09:06

The dental management of patients at risk of medication related osteonecrosis of the jaws (MRONJ): A review of current guidelines and evidence based practice

Maeve A. Cooney¹, Cian J. Henry², Michael O'Sullivan²,

Leo F. A. Stassen⁴

¹. United Kingdom

². Ireland

09:06 - 09:12

Our protocol to treat large odontogenic cysts

María José Morán Soto, Javier González M-Moro, Gorka Santamaría

Arrieta

Spain

09:12 - 09:18

Endoscopic sinus surgery in iatrogenic sinus-oral pathology

Paolo Priore, Filippo Giovannetti, Marco Della Monaca, Terenzi

Valentina, Andrea Battisti, Valentino Valentini

Italy



24th EACMFS CONGRESS

18-21 September 2018
MUNICH - GERMANY

SCIENTIFIC PROGRAM · TUESDAY 18 SEPTEMBER

09:18 - 09:24

Implantology rehabilitation in reconstructed patients with fibular flaps. solutions to the vertical problem

Pablo Montes Fernández-Micheltorena, Samuel Espías Alonso, Manuel Tousidonis Rial, Ignacio Navarro Cuéllar, Santiago Ochandiano Caicoya, Jose Ignacio Salmerón Escobar
Spain

09:24 - 09:30

Experience with zygomatic implants at a london teaching hospital: a case series Review

Aubrey Dickason, Debipryia Dasgupta, David Pagliero, Alistair Cobb, Ashraf Messiha
United Kingdom

09:30 - 09:36

Conventional versus computer guided alveolar ridge splitting in the aesthetic zone

Abdelrahman Akram Aburass
Egypt

09:36 - 09:42

The elderly patient with peri-implantitis - a life-threatening therapy?

Benito K. Benitez, Philipp Juergens
Switzerland

FREE PAPERS

TMJ DISORDERS I

CARL AMERY HALL · 08:00 - 10:00

Chairmen: Andreas Kolk - Jan-Falco Wilbrand - Otilija Kutanovaite

08:00 - 08:06

Web access 3D model-based ITC tools for surgeon-manufacturer communication to manage rare and complex CMF cases treated with patient-specific implants (PSI)

Maxime Maugeon, Otilija Kutanovaite
Lithuania

08:06 - 08:12

Management of myofascial temporomandibular disorder in secondary care: a quality improvement project

Rishana Bilimoria, Selina Tang, Sajni Shah, Marianne Henien, Chris Sproat
United Kingdom

08:12 - 08:18

A New Concept And Design For An Alloplastic Total Tmj Prosthesis Using Peek Lt1 20% Ba

Wladimir Genovesi
Brazil

08:18 - 08:24

The efficacy of tranexamic acid as a hemostatic agent during orthognathic surgery

H. Mangat, M. Caminiti
Canada

08:24 - 08:30

Functional changes following tmj open disc reposition

Andrey N. Senyuk, Maxim A. Romanovsky
Russia

08:30 - 08:36

Reconstruction of mandibula with customized protesiss

Luiz Fernando Lobo Leandro
Brazil

08:36 - 08:42

Arthroscopic approach for TMD in patient affected by ehlers danlos syndrome

Antonio Russillo, Alessandro Baj, Eleonora Segna, Aldo bruno Gianni
Italy

08:42 - 08:48

Predictive risk factors for persistent pain following total prosthetic temporomandibular joint replacement

Stefan Gerber
United Kingdom

08:48 - 08:54

TMJ ankylosis in children: the role of total joint replacement with alloplastic tmj prostheses in our experience and in the literature

Enrica Stella, Massimo Robiony, Salvatore Sembronio
Italy

08:54 - 09:00

Role of arthrocentesis with lysis, lavage and viscosupplementation with hyaluronic acid in temporomandibular disorder and orofacial pain

José Ricardo Vieira Ferreira, Miguel Amaral Nunes, Isabel Amorim, Francisco Salvado
Portugal

09:00 - 09:06

Intra-articular micro fractured and purified adipose tissue graft autotransplantation in TMJ disorder: an outstanding and innovative technique

Alberto Dr Mentone, Maurizio Gargiulo, Fabrizio Chirico, Salvatore Parascandolo
Italy

09:06 - 09:12

Temporomandibular joint disc perforations. correlation between arthroscopy and MRI.

Laura Colorado, Rafael Martín-Granizo, Salomé Merino, Néstor Naranjo, Claudia Celotti, Manuel De Pedro
Spain

09:12 - 09:18

Platelet-rich plasma in TMJ arthroscopies. A retrospective study

Laura Colorado, Rafael Martín-Granizo, Néstor Naranjo, Claudia Celotti, Alejandro Encinas, Manuel De Pedro
Spain

09:18 - 09:24

Temporomandibular Joint Effusion: Relationship Between Joint Pain And Internal Derangement

Hatice Hosgor
Turkey



24th EACMFS CONGRESS

18-21 September 2018
MUNICH - GERMANY



SCIENTIFIC PROGRAM · TUESDAY 18 SEPTEMBER

09:24 - 09:30

The influence of age in the treatment of temporomandibular disorders by arthroscopy. A comparative study of patients with advanced wilkes stage based on their age

Philip James Brabyn, Mario Fernando Munoz-Guerra, Cynthia Lana-Esteban, Ian Zylberberg, Luis Naval-Gias, Manuel Fernandez-Dominguez
Spain

FREE PAPERS

CLEFT LIP AND PALATE I

CHORPROBENSAAL · 08:00 - 10:00

Chairmen: Andrea Rau - Philipp Streckbein - Guy Eliron Stern

08:00 - 08:06

Outcomes of primary cleft palate surgery-long term follow-up

Ana Tache, Maurice Y. Mommaerts
Belgium

08:06 - 08:12

The association between non-syndromic cleft lip with or without cleft palate and environment factors study in ningxia

Huang Yong Qing
China

08:12 - 08:18

Technique and results of rhinoplasty in cleft lip and palate patients

Siegmar Reinert
Germany

08:18 - 08:24

Septoplasty for primary unilatéral cleft lip repair, a new concept

Jacques Saboye
France

08:24 - 08:30

Design, implementation and national roll-out of a patient information leaflet on the use of 3D photography in cleft patients

Gauri Vithlani, Ambika Chadha, Victoria Beale
United Kingdom

08:30 - 08:36

Choice of skin incision for primary repair of unilateral complete cleft lip: a comparative study of outcomes in 90 patients

Eduard Gidea Paraschivescu, Eugen Boia, Emil Nicolae Urtila
Romania

08:42 - 08:48

Postoperative nasal stenting in cleft lip and palate patients using CAD/CAM technology – a prospective cohort study

Maria Igorevna Chernobrovkina, Alexey Victorovich Silin
Russia

08:48 - 08:54

Evaluation of alveolar cleft bone graft success performed at 5 years of age versus 10 years

Caroline Dissaux, Bruno Grollemund, Thomas Bridonneau, Isabelle Kauffmann, Catherine Bruant-Rodier
France

08:54 - 09:00

Modelisation of alveolar bone grafting: a guide for the surgeon.

Caroline Dissaux, Camille Spingarn, Morad Bensidhoum, Hervé Petite, Daniel George, Yves Rémond
France

09:00 - 09:06

Aesthetic and psychosocial impacts of primary rhinoplasty in the dento-facial appearance of children with unilateral cleft lip and palate

Caroline Dissaux, Valérie Diop, Bruno Grollemund, Béatrice Morand, Jean-Claude Talmant, Catherine Bruant-Rodier
France

09:06 - 09:12

Modalities used to record the shape and form of the cleft lip deformity: a systematic scoping Review

Ambika Chadha, Guy Stern, Piet Haers
United Kingdom

09:12 - 09:18

Maxillary distraction osteogenesis in cleft lip and palate with internal distraction system: a 4-case report

João Melo Carreiro, Margarida Mesquita, Inês Santos, Cláudia Henriques, Isabel Amado, Sandra Ferreira
Portugal

09:18 - 09:24

The diagnostic efficacy of 3D photography in cleft lip facial appraisal - a systematic review using a hierarchical model

Ambika Chadha, Guy Stern, Piet Haers
United Kingdom

09:24 - 09:30

Analysis of maxillary bone in operated unilateral cleft lip and palate patients: a geometric morphometric assessment using cone beam computer tomography

Eleonora Segna¹, Luca Autelitano¹, Maria Costanza Meazzini¹, Valeria Marinella Augusta Battista¹, Roman Hossein Khonsari²

¹. Italy
². France

SYMPOSIUM

CRANIOFACIAL SURGERY

HOLIDAY INN 1 · 08:00 - 10:00

Moderator: Joachim Obwegeser

08:00 - 08:20

3D planning in craniofacial surgery

Derek Steinbacher

08:20 - 08:40

Reconstructive challenges in craniofacial malformations

Manlio Galie

08:40 - 09:00

Management of hypertelorism

Reddy Gosla



24th EACMFS CONGRESS

18-21 September 2018
MUNICH - GERMANY

SCIENTIFIC PROGRAM · TUESDAY 18 SEPTEMBER

09:00 - 09:20

Posterior (calvarial) vault distraction: an established treatment modality in craniosynostosis

Martin J Evans

09:20 - 09:40

The new RED: Early pull distraction of the mid-face and frontocranium

Joachim Obwegeser

SYMPOSIUM MECTRON

PIEZOSURGERY OF THE MAXILLO-FACIAL AREA. ADVANCED BONE SURGERY

HOLIDAY INN 2 · 08:00 - 10:00

Moderators: *Bilal Al-Nawas (Germany)*
Luigi Clauser (Italy)
Simon Jones (UK)

08:00 - 08:10

Symposium introduction: Piezosurgery of the maxillo-facial area. Advanced bone surgery

Luigi Clauser (Italy)

08:10 - 08:30

Piezosurgery in mandibular osteotomies: a new standard

Manlio Galie (Italy)

08:30 - 08:50

Piezosurgery in orthognathic surgery – do we really need it?

Bilal Al-Nawas (Germany)

08:50 - 09:10

Merits of Piezo in orthognathic surgery

Simon Jones (UK)

09:10 - 09:30

Piezosurgery versus traditional osteotomies: structural and ultrastructural analyses of osteotomic surface and bone regeneration

Luigi Chiarini (Italy)

Alexander Anesi (Italy)

09:30 - 09:50

Trouble strobing in difficult cases and complications

Rainer Schmelzeisen (Germany)

09:50 - 10:00

Discussion

MASTERCLASS

DECISION MAKING IN MAXILLARY DEFECTS IN IMPLANTOLOGY

HOLIDAY INN 3 · 09:00 - 10:00

Fernando García Marín

KEYNOTE

CONTEMPORARY MANAGEMENT OF VASCULAR ANOMALIES IN THE HEAD AND NECK

CARL-ORFF · 10:30 - 11:15

Moderator: *Sat Parmar*

Kevin G McMillan (UK)

KEYNOTE

ADVANCES IN THE TREATMENT OF MELANOMA

CARL-ORFF · 11:15 - 12:00

Moderator: *Klaus-Dietrich Wolff*

Carola Berking (Germany)

SYMPOSIUM

3D PLANNING OF ORTHOGNATHIC SURGERY: VIRTUAL PLANNING AND EVALUATION IN ORTHOGNATHIC SURGERY

BLACK BOX · 10:30 - 12:30

Moderators: *Gwen R.J. Swennen (Belgium)*
Alfred Becking (The Netherlands)

10:30 - 10:55

User-friendly 3D virtual planning in the daily clinical routine

Gwen R.J. Swennen (Belgium)

10:55 - 11:20

Benefits and limitations of Patient Specific Implants (PSI's) in orthognathic surgery

Harald Essig (Germany)

11:20 - 11:45

3D airway visualization, quantification and applications in orthognathic surgery

Raquel Guijarro-Martínez (Spain)

11:45 - 12:10

How to evaluate the result versus the plan, the Orthognathic Analyser

Thomas Maal (The Netherlands)

FREE PAPERS

ORAL SURGERY/IMPLANTS II

KONZERTSAAL · 10:30 - 13:00

Chairmen: *Stefan Hassfeld - Benedicta Beck-Broichsitter - Peter F Carls*

10:30 - 10:36

A therapeutic algorithm for the treatment of odontogenic maxillary sinusitis – the value of functional endoscopic sinus surgery (FESS)

Jens Peter Peters, Michael Krimmel, Siegmund Reinert
Germany



24th EACMFS CONGRESS

18-21 September 2018
MUNICH - GERMANY



SCIENTIFIC PROGRAM · TUESDAY 18 SEPTEMBER

10:36 - 10:42

Implants placement in irradiated bone after failure of prior implantes: our experience.

Marta Peña Barreno, Santiago Ochandiano Caicoya, Carlos Navarro Cuéllar, Ignacio Navarro Cuéllar, Manuel Tousidonis Rial, Jose Ignacio Salmerón Escobar
Spain

10:42 - 10:48

Validity of photo activated disinfection to improve osseointegration outcome of immediate implants placed in chronically infected sockets: a randomised controlled clinical study

Mohammed Ahmed Elsholkamy Younes, Abdelbadia A Abdelmabood, Ahmed Elsayed Hamed Amr
Egypt

10:48 - 10:54

Computer guided versus conventional surgical removal of deeply impacted mandibular third molar

Khairy N, Ahmed M, Nesrine Mohammad Khairy
Egypt

10:54 - 11:00

Risk factors related to complications in the management of mandibular and maxillary cysts. an analysis of 211 cases

Maria Pilar Carbonell Asins, Ramon Gutierrez Diaz, Gregorio Sanchez Aniceto
Spain

11:00 - 11:06

Managing sialolithiasis in paediatric patients

Mary Fowler, Leo Cheng, Jimmy Makdissi
United Kingdom

11:06 - 11:12

Marsupialization vs enucleation in 20 mandibular odontogenic keratocysts (OKCs), indications of the type of treatment according to the characteristics of the patient.

Ismael Méndez Del Río, Javier Collado, Vanessa Chávez Bonilla, Guillermo Rubin, Jose Luis López-Cedrún
Spain

11:12 - 11:18

Longterm outcome regarding prevalence of peri-implantitis in private office in 708 dental implants

F. Peter R. Carls¹, J. Thomas Lambrecht², Marco Plinio Bernasconi², Francesco A. Carinci³, Mark X. Lawrence¹, Nicola U. Zitzmann²
¹. United Kingdom
². Switzerland
³. Italy

11:18 - 11:24

Maxillo-mandibular tumors and cysts : clinical and epidemiological study in 691 cases.

Sarra Sarra Meddeb, Fares Fares Msalmi, Jed Jed Bouguila
Tunisia

11:24 - 11:30

The prospects of using polymeric scaffolds in complex treatment of odontogenic perforative sinusitis. experimental work.

Andrey Ilych Yaremenko, Anna Valerievna Lysenko, Elizaveta Andreevna Ivanova
Russia

11:30 - 11:36

Key aspects of succesfull dental implant treatment in diabetic patients

Veronika Agnes Jancsik, Jozsef Piffkó
Hungary

11:36 - 11:42

EOS® A low-dose x-ray: dosage and it` s reproducibility for facial landmarks

Britt-Isabelle Berg¹, Philippe Rouch², Thomas Schouman²
¹. Switzerland
². France

11:42 - 11:48

The influence of variations in frankfort-mandibular plane angle on the in vitro biomechanical stability of titanium mini-plates inserted on mandibular angle fractures

Muhammed Ben Said, Senem Yildirimturk, Yigit Sirin
Turkey

11:48 - 11:54

Digital radiographic assessment of surgical laser therapy in the treatment of periapical pathological conditions of the jaws.

Amr Aly El-Swify
Egypt

11:54 - 12:00

Three-dimensional imaging and rapid prototyping in autotransplantation: the (Im)possibilities of a technique

Richard Van Merkesteyn, Jop Verweij, Kees Van Westerveld, David Anssari Moin, Gertjan Mensink
The Netherlands

12:00 - 12:06

One-stage sinus bone grafting and total extra schneiderian membrane zygomatic implants

Francesco Lemma, Alexandre Anesi, Sara Negrello, Luigi Chiarini
Italy

12:06 - 12:12

Following in the footsteps of hippocrates – interrelation between incidence of odontogenic abscess and meteorological parameters

Christian Doll, Fabian Carl, Nicolai Adolphs, Susanne Nahles, Max Heiland, Jan Dirk Raguse
Germany

SYMPOSIUM

SURGERY OF TMJ / TREATMENT OF TMJ DISORDERS

CARL AMERY HALL · 10:30 - 13:00

Moderator: Andreas Michael Neff (Germany)



24th EACMFS CONGRESS

18-21 September 2018
MUNICH - GERMANY

SCIENTIFIC PROGRAM · TUESDAY 18 SEPTEMBER

10:30 - 10:50

Arthrocentesis and medicament based therapy in the treatment of TMJ disorders: where are we now and where are we going in the future?

Carrol Saridin (The Netherlands)

10:50 - 11:10

What to expect about the future of TMJ minimally invasive surgery

Florencio Monje Gil (Spain)

11:10 - 11:30

Open TMJ surgery - where are we now and what does the future hold?

Andrew J. James Sidebottom (UK)

11:30 - 11:50

Orthognathic Surgery and impact on TMJ- what parameters influence the outcome? What are the evidence based future perspectives for treatment of TMJ disorders?

Oliver Ploder (Austria)

11:50 - 12:10

ORIF in TMJ traumatology – current concepts and future perspectives

Andreas Michael Neff (Germany)

12:10 - 12:40

TMJ Replacement Devices - Dark Past To Bright Future

Louis Gerard Mercuri (USA)

10:42 - 10:48

Osteotomy of the pre-maxilla in bilateral cleft lip: a useful technique following failure of primary lip closure, long term follow Up

Dana Shoshani-Dror¹, Omri Emodi¹, Dani Noy¹, John Van Aalst², Adi Rachmiel¹

¹. Israel

². United States

10:48 - 10:54

A systematic review Of 3D photography-based biomarkers used to assess facial appearance in cleft lip patients - a clinimetric approach

Ambika Chadha, Guy Stern, Piet Haers

United Kingdom

10:54 - 11:00

Maxillary distraction osteogenesis, our experience and review of literature.

Alvaro Damian Moreiras Sánchez, Jose Luis Del Castillo Pardo De Vera,

Jorge Guñales Díaz De Cevallos, Iñigo Calvo Archanco, Albert Malet

Contreras, Miguel Burgueño García

Spain

11:00 - 11:06

Cleft palate fistula repair using acellular dermal matrix

Iriys George Ginini, Omri Emodi, Adi Rachmiel

Israel

11:06 - 11:12

Miguel servet university hospital velopharyngeal incompetence protocol

Blanca Pantilie, Marina Alexandra Gavin Clavero, Leire Esparza Lasaga,

Rocio Gallego Sobrino, Fernando Lobera Molina, Ignacio Javier Moral

Saez

Spain

11:12 - 11:18

BMMF in cleft palate repair

ANIL Kumar Desai

India

11:18 - 11:24

An overview of the management of maxillary trauma in patients with bilateral cleft lip and palate

Sally Al-Ali

United Kingdom

FREE PAPERS

CLEFT LIP AND PALATE II

CHORPROBENSAAL · 10:30 - 13:00

Chairmen: Lucas Ritschl - Peter Sieg -

Guy Eliron Stern

10:30 - 10:36

A Preliminary postoperative outcome assessment in bilateral cleft lip and palate with and without presurgical nasoalveolar molding (Pnam)

Martin Rachwalski¹, Piotr Fudalej², Renu Parmar³, Pradeep Sharma³,

Pritham Shetty³, Krisnamurthy Bonanthaya³

¹. France

². Switzerland

³. India

10:36 - 10:42

Longterm evaluation of nasoalveolar molding - are treatment effects stable over time?

Andrea Rau, Lucas M Ritschl, Florian D Grill, Denys J Loeffelbein, Klaus-

Dietrich Wolff, Marco R Kesting

Germany



24th EACMFS CONGRESS

18-21 September 2018
MUNICH - GERMANY



SCIENTIFIC PROGRAM · TUESDAY 18 SEPTEMBER

11:24 - 11:30

3D-printing for orthopedic treatment of infants with cleft lips and palate deformities

Fabian Beiglboeck, Florian M. Thieringer, Guy Scherrer, Prasad Nalabothu, Andreas A. Mueller
Switzerland

11:30 - 11:36

Nasoalveolar molding in bilateral cleft lip palate- analysis of treatment success in a series of 20 patients

Andrea Rau, Lucas M Ritschl, Florian D Grill, Denys J Loeffelbein, Klaus-Dietrich Wolff, Marco R Kesting
Germany

11:36 - 11:42

Retrospective study of 134 cleft lip and palate patients in our center: a 15 year experience

David Neagu, Ramon Luaces Rey, Álvaro Garcia-Rozado, Ismael Méndez Del Rio, Vanessa Chávez Bonilla, José Luis López-Cedrún
Spain

11:42 - 11:48

Results of lip surgery – a long-term intercenter study of different surgical techniques in patients having UCLAP

Jan-Hendrik Lenz¹, Karsten Kh Gundlach¹, Ann Dieckmann¹, Linas Zaleckas², Marianne Soots³, Ilze Akota⁴

¹. Germany

². Lithuania

³. Estonia

⁴. Latvia

11:48 - 11:54

A no-raw-surface palate repair technique modified from furrow palatoplasty

Katsuyuki Torikai, Takeshi Kijima, Eriko Kaida, Ryosuke Nagaoka
Japan

11:54 - 12:00

One-Step Method Of The Primary Cleft Repair In The Treatment Of Patients Born With Bilateral Cleft Lip And Palate

Zbigniew Surowiec, Andrzej Brudnicki, Ewa Sawicka
Poland

12:00 - 12:06

Complex rehabilitation of children with congenital clefts of the face

Yulia Vladimirovna Stepanova, Margarita Sergeevna Tsyplakova, Alexey Georgievich Baidurashvili, Anna Sergeevna Usoltseva
Russia

SYMPOSIUM

FACIAL REANIMATION

HOLIDAY INN 1 · 10:30 - 12:30

Moderator: Federico Biglioli (Italy)

10:30 - 10:45

Microsurgical reanimation of the paralyzed face

Manfred Frey (Austria)

10:45 - 11:00

Treatment of recent paralysis

Kofi Boahene (USA)

11:00 - 11:15

The role of the side to end hypoglossal- facial intratemporal coaptation in facial reanimation

Teresa González Otero (Spain)

11:15 - 11:30

Synkinesis treatment options

Federico Biglioli (Italy)

11:30 - 11:45

Möbius syndrome treatment

Bernardo Bianchi (Italy)

11:45 - 12:00

Towards a neuroprosthetic device for facial palsy

Nate Jowett (USA)

FREE PAPERS

FACIAL DEFORMITY SURGERY I

HOLIDAY INN 2 · 10:30 - 13:00

Chairmen: Oliver Bissinger - Jürgen Hoffmann - Johann Beck-Mannagetta

10:30 - 10:36

WITHDRAW

Autologous microvascular submandibular gland transplantation for severe dry eye syndrome: preliminary report

Joaquim Megias Barrera, Francisco González García, Jose María Albertos Castro, Ignacio Díez Gil, Jose María García Rielo, Abel García García
Spain

10:36 - 10:42

New Craniometer-APP (CranioMAPP) To Assess Cranial Deformity In Early Childhood

Jan-Falco Wilbrand, Keyman Sohrabi, Hans-Peter Howaldt, Martina Wilbrand
Germany

Germany

10:42 - 10:48

Advancing the mandibular distractor

Will Rodgers, Alessandro Borghi, Owase Jeelani, Silvia Schievano, David Dunaway
United Kingdom

10:48 - 10:54

Surgical treatment of non-syndromic craniosynostosis: improving results. our protocol since 2005

Elena M Gómez, Fernando Carceller, Jesus M Muñoz, Javier Saceda
Spain

10:54 - 11:00

Spring-assisted posterior cranial vault expansion. our experience and comparison with the use of conventional osteogenic distraction

Álvaro Sada, Vicente Bordes, Luis Miragall, Jorge Torres, Miguel Puche, Mariano Marques
Spain



24th EACMFS CONGRESS

18-21 September 2018
MUNICH - GERMANY

SCIENTIFIC PROGRAM · TUESDAY 18 SEPTEMBER

11:00 - 11:06

Nical outcomes on functional glossectomy in a UK national beckwith wiedemann syndrome macroglossia service

Federica Ruggiero, Federica Maggiulli, Herman Verduyze, Caroleen Shipster, [Juling Ong](#)
United Kingdom

11:06 - 11:12

Our clinical experience in facial asymmetry correction with moulded helmet therapy in infants with deformational skull base plagiocephaly

[Benito K. Benitez](#), Matthias Kreutz, Christoph Blecher, Christoph Kunz
Switzerland

11:12 - 11:18

Planning and navigation system in maxillofacial surgery: our experience in 30 patients.

[Álvaro Damian Moreiras Sánchez](#), Albert Malet Contreras, Maria Jose Morán Soto, Jose Luis Del Castillo Pardo De Vera, Jose Luis Cebrián Carretero, Miguel Burgueño García
Spain

11:18 - 11:24

Open cranial vault reconstruction for sagittal suture craniosynostosis.

[Evangelos Gonzalez Kilipiris](#)
Slovakia

11:24 - 11:30

Endoscopic transoral approach to the infratemporal fossa

[Edoardo Cerbelli](#), Vittoria Fantozzi, Paolo Priore, Filippo Giovannetti, Andrea Cassoni, Valentino Valentini
Italy

11:30 - 11:36

Infant mandibular distraction in absence of ascending ramus

[Michela Bergonzani](#), Andrea Varazzani, Enrico Sesenna
Italy

11:36 - 11:42

Trigeminal microsurgery: from lingual sensitive recovery to corneal neurotization

[Guido Gabriele](#), Niccolò Pini, Federico Zerini, Jude Ugochukwu Amadi, Ikenna Valentine Aboh, Paolo Gennaro
Italy

11:42 - 11:48

WITHDRAW

A late diagnosis of erdheim-chester disease (ECD)

[Marzia Petrocelli](#), Anna Maria Baietti, Pietro Maremonti
Italy

11:48 - 11:54

Danger Of Imminent Blindness In Progressive Diaphyseal Dysplasia (Mb. Camurati-Engelmann)

[Johann Beck-Mannagetta](#), Helga Thaller-Antlanger, Reinhard Gruber
Austria

11:54 - 12:00

Dynamic fluid simulation assisted nasal valve reconstruction

[Nima Moharamnejad](#)¹, Behnam Bohluli²

¹. Turkey

². Canada

12:00 - 12:06

Computer assisted virtual planning and surgical template fabrication for fronto-orbital advancement - evaluation of advancement using 3D photographs

[Benito K. Benitez](#), Jehuda Soleman, Jörg Beinemann, Andreas Albert Mueller, Raphael Guzman, Christoph Kunz
Switzerland

12:06 - 12:12

Effects of timing of extracorporeal shock wave therapy on distraction osteogenesis in rats' mandible

[Jiriyis George Ginini](#), Omri Emodi, Dekel Shiko, Adi Rachmiel
Israel

12:12 - 12:18

Generative design in cranioplasty

[David Koper](#), Lars Smeets, Paul Laeven, Peter Kessler
The Netherlands

12:18 - 12:24

Use of oral device in stabilization of facial advancement after early removal of osteodistraction device for postoperative sequelae

[Mattia Todaro](#), Giulio Gasparini, Piero Doneddu, Alessandro Moro, Gianmarco Saponaro, Sandro Pelo
Italy

MASTERCLASS

SURGICAL DECOMPRESSION IN ENDOCRINE ORBITOPATHY: A TREATMENT ALGORITHM

HOLIDAY INN 3 · 10:30 - 11:30

Manlio Galie (Italy)

E-POSTER PRESENTATION SESSION I

HOLIDAY INN 8 · 10:30 - 12:30

Chairmen: *Jochen Weitz - Eppo Wolvius*

10:30 - 10:32

"I Cant get no... satisfaction" patient satisfaction survey following surgical treatment of non-melanoma skin cancers

[Meera Pajpani](#), Elizabeth Barry, Arathi Papineni McIntosh, Syedda Abbas
United Kingdom

10:32 - 10:34

Endoscopic treatment of forehead osteomas – about a case

[Frederico Miguel Cruz Martins](#), Tiago Neto, Lígia Coelho, José Soares, Manuel Sousa, Rui Balhau
Portugal



24th EACMFS CONGRESS

18-21 September 2018
MUNICH - GERMANY



SCIENTIFIC PROGRAM · TUESDAY 18 SEPTEMBER

10:34 - 10:36

Giant congenital nevi of the face: operative management

Samia Ayachi, Jouda Hamila, Marwa Ben Ayed, Maha Ben Rejab, Habib Khochtali
Tunisia

10:36 - 10:38

Are all facial haematomas serious?

Amarjeet Singh Chaggar, Shahme Farook, Christine Pretzl, Navin Vig, Gerard Gillan, Leo Cheng
United Kingdom

10:38 - 10:40

Negative pressure wound therapy of periorbital necrotizing fasciitis

David Harmicar, Robert Cerovic, Margita Belušić-Gobic
Croatia

10:40 - 10:42

Surgical treatment of facial basal cell carcinoma (FBCC). 30 years of retrospective and prospective studies.

Lutz Tischendorf
Germany

10:42 - 10:44

Neo-adjuvant therapy of extensive basal cell carcinoma of the face with a hedgehog inhibitor.

Roman K Rahimi-Nedjat, Andrea Tuettenberg, Stephan Grabbe, Keyvan Sagheb, Carmen Loquai, Bilal Al-Nawas
Germany

10:44 - 10:46

Surgical treatment of an arteriovenous malformation in an adolescent patient

Eukene Querejeta Lomas, Maria Fe Garcia Reija, Andres Antonio Gonzalez Mandly, Servando Lazuen Fernandez, Veronica Fernandez Gonzalez, Patricia Lopez Santos
Spain

10:46 - 10:48

Case report - unclassified benign hemangioma initially diagnosed as angiosarcoma.

Carlos Augusto Faria, Rita Azenha Cardoso, Domingos M Oliveira, José Azenha Cardoso, Maria Helena Gouveia, José Francisco Eufrásio
Portugal

10:48 - 10:50

Laser treatment in the management of hemangiomas and capillary vascular malformations in the head and neck region

Paula Lozanova, Simeon Georgiev
Bulgaria

10:50 - 10:52

Excision of a submandibular lymphangioma using intralesional fibrin glue as an adjunctive technique.

Faith Campbell, Predrag Jeremic, Timothy K Blackburn
United Kingdom

10:52 - 10:54

3D development of maxilla and palate in bilatellar orofacial cleft patients one year after early neonatal cheiloplasty

Lenka Jaklová, Eva Hoffmannová, Jirí Borský, Jana Velemínská, Ján Dupej
Czech Republic

10:54 - 10:56

Secondary bone grafting in adult cleft lip and palate patient. Case report

Egor Porosencov, Tatiana Porosencova, Elena Tomas, Roman Lupan, Silvia Railean
Moldova

10:56 - 10:58

Volumetric comparison of autogenous bone and tissue-engineered bone replacement materials in alveolar cleft repair: a systematic review and meta-Analysis

Mohammad Kamal¹, Ali H Ziyab², Alexander Bartella¹, Frank Hölzle¹, Peter Kessler³, Bernd Lethaus¹

¹. Germany

². Kuwait

³. The Netherlands

10:58 - 11:00

Laser induced optical breakdown: a case of acne scars treatment

Pedro Alberto Santos¹, Pedro Cabeça Santos¹, César Arroyo²

¹. Portugal

². Spain

11:00 - 11:02

DIY Facial fillers – implications to the national health service in the UK

Jessica Roshini Blanchard, Julia Palmer, Leo Cheng
United Kingdom

11:02 - 11:04

Surgical and conservative management of hypertrophic scars and keloids in the head and neck region

Simeon Georgiev, Paula Lozanova
Bulgaria

11:04 - 11:06

Erdheim-Chester Disease Presenting As A Scalp Lesion.

Joanne Turner, Emma Walshaw, Annie O'Sullivan, Ojas Krishnan, Lachlan Carter, Gillon Fabbioni
United Kingdom

11:06 - 11:08

Giant facial lipoma excision: intraoral approach

Pedro Alberto Santos, Pedro Cabeça Santos, Tiago Nogueira, Nuno Gil, João Correia Pinto
Portugal

11:08 - 11:10

Congenital beckwith-wiedmann syndrome macroglossia: a case report

Samia Ayachi, Mohamed Boumaiza, Ghada Aouina, Maha Benrejab, Mohamed Kahloul, Habib Khochtali
Tunisia

11:10 - 11:12

Botulinum toxin as a non-invasive treatment for unilateral masseter muscle hypertrophy

Hernando Valentim Rocha Junior¹, Mariana Silva Campos², Emmanuel Pereira Escudeiro²
Brazil



24th EACMFS CONGRESS

18-21 September 2018
MUNICH - GERMANY

SCIENTIFIC PROGRAM · TUESDAY 18 SEPTEMBER

11:12 - 11:14

Extensive craniofacial fibrous dysplasia in a pediatric patient – case report

Cláudia Queirós Henriques, Sandra Ferreira, Margarida Mesquita, Inês Santos, Mário Bento, Isabel Amado

ortugal

11:14 - 11:16

A loss of vision after 25 days of craniofacial distraction surgery in a patient with crouzon syndrome?

María Del Carmen Navas - Aparicio

Costa Rica

11:16 - 11:18

Unicentric castleman's disease - a case report

Sílvia Rodrigues Dionísio, Eduardo Simões Ventura, Ângela Vanessa Ferreira, Rute Saleiro, Hugo Marques, Carlos Monteiro

ortugal

11:18 - 11:20

A Rare Delayed Complication Following Coleman Fat Transfer

Shaadi Manouchehri, Safoora Keshitgar, Kaveh Shakib

United Kingdom

11:20 - 11:22

Infant oral mutilation (IOM) – global mobilisation has resulted in its emergence in the uk in the 21st century

S.Girgis, L Cheng, A Noman, F Wong

United Kingdom

11:24 - 11:26

Blindness due to odontogenic infection: a case report.

Hernando Valentim Rocha Junior, Mariana Silva Campos, Emmanuel

Pereira Escudeiro

Brazil

11:26 - 11:28

Medication-related osteonecrosis of the jaw – a descriptive analysis

Joana Alexandra Silva Alves, Ana Catarina Sezinando Reis, Nuno

Alexandre Santos Gil, Maria Helena Sereno Gouveia

Portugal

11:28 - 11:30

Ostemyelitis and osteonecrosis of jaw: a 30-year retrospective single-institution observational study

Heidi Ekholm, Tero Soukka, Jaana Rautava

Finland

11:30 - 11:32

Adipose stem cells prevent the onset of bisphosphonates related osteonecrosis of the jaw

E Xiao, Xiaolong Zang, Yi Zhang

China

11:32 - 11:34

Flesh-eating' bacterium confirms its nickname: comparison of type I and type II necrotizing fasciitis in case series of 7 patients

Dovile Proskute, Otilija Kutanovaite, Andrius Talijunas, Mindaugas

Baseckas, Linas Zaleckas

Lithuania

11:34 - 11:36

The case report of atypical sclerosing osteomyelitis garre of the mandible

Vladyslav Oleksandrovych Malanchuk, Yaroslava Arkadiivna Kulbashna,

Nataliia Myhaylivna Lytovchenko

Ukraine

11:36 - 11:38

Audit into the diagnosis and outcomes of septic patients

Olutusen A Onafowokan

United Kingdom

11:38 - 11:40

Medication related osteonecrosis of the jaws simulating garre's osteomyelitis

Ruth Schwartzman Cohen, Gavriel Chaushu, Dror M Allon, Eli Rosenfeld,

Gal Avishai, Leon Gillman

Israel

11:40 - 11:42

Pre-treatment and pathologic staging of oral cavity cancer- how accurate is our pre-treatment staging?

Montey Garg, A W Barrett, Aakshay Gulati, Paul Norris, Brian Bisase,

Laurence Newman

United Kingdom

11:42 - 11:44

Angiosarcoma of the oral cavity: systematic review of the literature

Carlos Augusto Faria, Rita Azenha Cardoso, Domingos M Oliveira, José

Azenha Cardoso, Maria Helena Gouveia, José Francisco Eufrásio

Portugal

11:44 - 11:46

Actinic cheilitis: treatment with topical chemotherapy

Pedro Cabeça Santos, Pedro Alberto Santos, Tiago Fonseca, Catarina

Fraga, Nuno Gil, João Correia Pinto

Portugal

11:46 - 11:48

Functional deficit in sentinel lymph node biopsy; experience from sunderland

Isabelle Haley, Mhairi Little, Michael Nugent, Ajay Wilson, Andrew

Burns

United Kingdom

11:48 - 11:50

Bilateral presentation of three synchronous warthin's tumor - case report

Pedro Cabeça Santos, Juliana Medeiros Almeida, Pedro Alberto Santos,

Tiago Fonseca, João Correia Pinto

Portugal

11:50 - 11:52

Prognostic Impact Of P4HA1 In Oral Squamous Cell Carcinoma

Matthias Kappler, Matthias Bache, Dirk Vordermark, Alexander W.

Eckert

Germany



24th EACMFS CONGRESS

18-21 September 2018
MUNICH - GERMANY



SCIENTIFIC PROGRAM · TUESDAY 18 SEPTEMBER

11:52 - 11:54

Prognostic impact of MRNA levels of LGR5 transcript variants in OSCC patients

Svetlana Rot, Helge Taubert, Matthias Bache, Claudia Wickenhauser, Matthias Kappler, [Alexander W. Eckert](#)
Germany

11:54 - 11:56

Great auricular nerve morbidity and recovery after superficial parotidectomy

[Lucian Chirila](#), Cristian Rotaru, Iulian Filipov
Romania

11:56 - 11:58

Prognostic role of hexokinase 2 in oral squamous cell carcinoma

[Alexander W. Eckert](#), Tobias Berg, Daniel Bethmann, Claudia Wickenhauser, Peter Hermann-Trost, Matthias Kappler
Germany

11:58 - 12:00

Surgical management of paediatric orbital tumours

[Jameel Kaderbhai](#), Desiderio Rodrigues, Nicholas White, Hiroshi Nishikawa, M. Stephen Dover, Martin Evans
United Kingdom

12:00 - 12:02

What are the rates, risk factors, treatment and outcomes of second head and neck squamous cell carcinoma (SCC) following oral cancer SCC.

[Aoife Natasha Swain](#), Conor Carroll, Simon N Rogers
United Kingdom

12:02 - 12:04

A rare case of a recently described entity: mammary analogue secretory carcinoma (MASC) of the parotid gland

[Frederico Miguel Cruz Martins](#), Tiago Neto, Ana Marques, José Soares, Manuel Sousa, Rui Balhau
Portugal

12:04 - 12:06

Could changes in the hemoglobin during surgery have been influenced by the type of scalpel used?

[Ursula Maria Jarrod-Ferrer](#), Bianca Pantilie, Marina Alexandra Gavin-Clavero, Manuel Ignacio Molina-Barraguer, Bartolome Nadal - Cristobal, Javier Martinez-Trufero
Spain

12:06 - 12:08

WITHDRAW

Primary non-hodgkin's lymphoma of the mandible - considerations in a rare case

[Rico Rutkowski](#), Matthias Walter Schuster, Wolfram Kaduk
Germany

12:08 - 12:10

WITHDRAW

A case report of supraclavicular lymphadenopathy caused by silicone breast implants

[Hannah Louise Pugh](#), Aneesh Mohindra, Kate Evans, Raj Sandhu
United Kingdom

12:10 - 12:12

Case series of angiosarcoma of the oral cavity in a tertiary institution at portugal

[Carlos Augusto Faria](#), Rita Azenha Cardoso, Domingos M Oliveira, José Azenha Cardoso, Maria Helena Gouveia, José Francisco Eufrásio
Portugal

12:12 - 12:14

WITHDRAW

Anterior cervical approach for cervical spine chordoma resection, a case report

[David Mis Castell](#), Alba De Pablo Garcia-Cuenca, Ferran Pellise Urquiza, Daniel Malet Hernández
Spain

12:14 - 12:16

Oral premalignant and malignant lesions

[Ezgi Ergezen Ozasir](#), Selen Adiloglu, Vusala Guliyeva, Alper Aktas
Turkey

12:16 - 12:18

Lung cancer metastasis to the mandibular cyst - case presentation

[Dawid Zagacki](#), Krzysztof Sztynchny, Marta Tyndorf, Marcin Kozakiewicz
Poland

12:18 - 12:20

Two unusual head and neck manifestations of malignancy. zebras not horses....

[Hira Nazir](#), Ravinder Pabla
United Kingdom

12:20 - 12:22

A rare case of granular cell ameloblastoma

[N. Ahmadi-Lari](#), M. Wilson, C. Hughes, S.J. Thomas
United Kingdom

12:22 - 12:24

Mesenchymal chondrosarcoma of the maxilla - a case report

[Eduardo Ventura](#), Sílvia Dionísio, Ângela Ferreira, Rute Saleiro, Hugo Marques, Carlos Monteiro
Portugal

12:24 - 12:26

Skull Base vagal schwannoma - a case report

[Eduardo Ventura](#), Sílvia Dionísio, Ângela Ferreira, Rute Saleiro, Hugo Marques, Carlos Monteiro
Portugal

12:26 - 12:28

Mass near masseter muscle

[Ângela Tavares Ferreira](#), Sílvia Dionísio, Eduardo Ventura, Rute Saleiro, Hugo Marques, Carlos Monteiro
Portugal

12:28 - 12:30

Evaluation of the results of surgical treatment of basal-cell carcinoma of the eyelids

Dzhumaboy Rahmatovich Sanginov, Zafar Khabbulloevich Khuseynov, Lola Sharopovna Makhmudova, [Ilkhomidin Karimovich Niyazov](#), Shamsiddin Oymahmadovich Nazarov, Todzhiboy Dzhumaevich Dzhumaev
Tajikistan

12:30 - 12:32

A Case Report Of Chondroid Lipoma-Rare Subtype Of Lipoma

[Nobuhisa Kubota](#), Mariko Sato, Kenji Suzuki, Shigeyuki Ozawa, Masaru Kobayashi, Keiichi Tsukinoki
Japan



24th EACMFS CONGRESS

18-21 September 2018
MUNICH - GERMANY

SCIENTIFIC PROGRAM · TUESDAY 18 SEPTEMBER

KEYNOTE

CHALLENGES IN THE TREATMENT OF SKIN CANCER

CARL-ORFF · 12:00 - 12:45

Moderator: Klaus-Dietrich Wolff

Hans Peter Howaldt (Germany)

KEYNOTE

AUTOLOGOUS FAT TRANSFER FOR FACIAL SOFT TISSUE AUGMENTATION: A MIX OF SURGERY AND REGENERATION

HOLIDAY INN 1 · 12:30 - 13:00

Moderator: Manlio Galì

Luigi Clauser (Italy)

MASTERCLASS

PRIMARY AND SECONDARY CRANIOMAXILLOFACIAL RECONSTRUCTION USING COMPUTER-ASSISTED SURGERY RECONSTRUCTION

HOLIDAY INN 3 · 12:00 - 13:00

Majeed Rana (Germany)

KEYNOTE

THE IMPORTANCE OF SURGICAL TEACHING AND EDUCATION IN MAXILLOFACIAL SURGERY

CARL-ORFF · 14:00 - 14:30

Moderator: Siegmart Reinert

Ullrich Joos (Germany)

KEYNOTE

STRATEGY TO BUILD UP A MAXILLOFACIAL FREE FLAP TEAM

CARL-ORFF · 14:30 - 15:00

Moderator: Frank Hölze

Ting Kuo Liu (China)

FREE PAPERS

ORTHOGNATHIC SURGERY II

BLACK BOX · 14:00 - 15:30

*Chairmen: Nikklas Rommel - Joachim Obwegeser -
Mohammad Shahla*

14:00 - 14:06

The "Jaw Profile Field" according to am schwarz: is it still valid today?

*Niels Christian Pausch, Marc Junior
Germany*

14:06 - 14:12

Efficacy of hyaluronic acid on breathing quality after orthognathic surgery

Michela Bergonzani, Andrea Ferri

Italy

14:12 - 14:18

Condylar malformations: orthognathic surgery and endoscopic intraoral approach for piezoelectric condilectomy

Giorgio Barbera, Luigi Manganiello, Resi Pucci, Andrea Cassoni, Maria Teresa Fadda, Valentino Valentini

Italy

14:18 - 14:24

Three-dimensionally (3D) printed custom plates: a new paradigm in orthognathic surgery

Claudia Celotti, Jesús Sánchez-Gutiérrez, Nestor Naranjo, Laura Colorado, Alejandro Encinas, Manuel De Pedro

Spain

14:24 - 14:30

The temporomandibular joint region response to orthognathic surgery - can we avoid condylar resorption?

Katarzyna Rzentala, Aldona Chloupek, Paulina Panasiewicz, Marcin Heljak, Wojciech Swieszkowski

Poland

14:30 - 14:36

Surgical correction of nonunion of the maxilla after le fort i osteotomies in orthognathic surgery

Jose Luis Del Castillo Pardo De Vera, Alvaro Moreiras Sanchez, Iñigo Calvo Archanco, Jorge Guiñales Diaz De Cevallos, Miguel Burgueño Garcia

Spain

14:36 - 14:42

Can combined maxillo-mandibular distraction osteognesis avoid bilateral sagittal split osteotomies?

Mohammad Shahla, Withold Waskiewicz, Louis Cesteleyn, Philippe Lothaire, Alex Lemaître

Belgium

14:42 - 14:48

Submental intubation in orthognathic surgery

Mohammad Shahla, Philippe Lothaire, Yasemin Deniz, Christine Aubert, Youri Van Hemelrijck, Alex Lemaître

Belgium

14:48 - 14:54

CAD-CAM bilateral sagittal split osteotomy: validation of individualized mandibular implants for mandible-first approach in orthognathic surgery

Enrico Betti¹, Alberto Bianchi², Elisabetta De Simone¹, Claudio Marchetti¹, Giovanni Badiali¹

Italy

14:54 - 15:00

Virtually planned Vs traditional orthognathic surgery

Shahar Turgeman, Omri Emodi, Adi Rachmiel

Israel



24th EACMFS CONGRESS

18-21 September 2018
MUNICH - GERMANY



SCIENTIFIC PROGRAM · TUESDAY 18 SEPTEMBER

15:00 - 15:06

The VOSTARS project: hybrid video and optical see through augmented reality surgical system for maxillofacial surgery

Giovanni Badiali, Fabrizio Cutolo, Laura Cercenelli, Claudio Marchetti, Vincenzo Ferrari
Italy

15:06 - 15:12

Surgery first approach: our experience

Mattia Todaro, Piero Doneddu, Alessandro Moro, Giulio Gasparini, Gianmarco Saponaro, Sandro Pelo
Italy

15:12 - 15:18

Cephalometric assessment of craniofacial abnormalities in acromegalic patients

Vanessa Chávez Bonilla, Fernando Cordido, Álvaro García-Rozado, Ramón Luaces Rey, David Neagu, Jose Luis López-Cedrón
Spain

FREE PAPERS

ONCOLOGY I

KONZERTSAAL · 14:00 - 15:30

Chairmen: Bilal Al-Nawas - Carolin Götz - Pierre Mahy

14:00 - 14:06

An assessment of the compliance of randomised controlled trials published in craniofacial surgery journals with the consort statement

Mimi Rosealie Borrelli¹, Reem Farwana², Dima Mobarak², Munir abukhder², Riaz A Agha², Thomas Edward Pidgeon²

¹. United States

². United Kingdom

14:06 - 14:12

Distribution and pattern of sentinel nodes in oral tumours: a lymphoscintigraphic study with SPECT/CT

Payam Afzali, Deepti Sinha, Mark Mcgurk
United Kingdom

14:12 - 14:18

Recurrent pleomorphic adenoma: a re-evaluation of management

Payam Afzali, Deepti Sinha, Mark Mcgurk
United Kingdom

14:18 - 14:24

Lipotransfer for radiation skin fibrosis and volume defects in head and neck oncology

Drago Jelovac, Michel Bila, Nicholas Kalavrezos, Zaid Sadiq, Michelle Griffin, Peter E.m. Butler
United Kingdom

14:24 - 14:30

WITHDRAW

Oral cancer awareness level within the dental community: results from a large scale survey in cairo

Hatem Amer, Ali Abd El Wahed, Omnia Badawi, Aala'A Emar
Egypt

14:30 - 14:36

WITHDRAW

The reverse flow of the superior thyroid vein: a suitable and extreme solution in free-flap venous drainage. Our experience.

Federico Angelo Cullati, Alessandro Remigio Bolzoni, Aldo Bruno Gianni, Alessandro Baj
Italy

14:36 - 14:42

Next generation DNA sequencing in diagnosis of benign and tumour-like lesions of jawbones

Evgeny Sviridov, Anastasia Eremina, Nikolai Redko, Roman Deev, Alexey Drobyshev
Russia

14:42 - 14:48

Prognosticators in the management of head & neck sarcomas

Deepti Sinha, Payam Azali, Simon Wan, Amrita Jay, Nicholas Kalavrezos
United Kingdom

14:48 - 14:54

Adenoid cystic carcinoma of the hard palate and upper jaw - therapeutic and prognostic aspect

Miroslav P Illic, Aleksandar I Kiralj, Borislav S Markov, Ivana M Mijatov
Serbia

14:54 - 15:00

Nodal yield in 152 neck dissection in oscc patients, a single-Institution Retrospective Analysis.

Thomas Bourgeois, Michèle Magremanne, Pascal Van Eeckhout, Pierre Mahy
Belgium

15:00 - 15:06

The central giant cell granuloma of the jaws treated using interferon- α -2a and conservative surgery

Alessandro Cherchi, Giada Anna Beltramini, Alessandro Baj, Aldo Bruno Gianni
Italy

15:06 - 15:12

Pretreatment neutrophil-to-lymphocyte ratio as a predictor for occult cervical metastasis in early stage (T1-T2 CNO) Squamous Cell Carcinoma Of The Oral Tongue

Giovanni Salzano, Vincenzo Abbate, Giovanni Dell'Aversana Orabona, Luigi Califano
Italy

GUEST SOCIETY

EACMFS MEETS ESTMJS (PART I): HOT TOPIC I: WHERE DO WE GO IN THE FUTURE? - GUEST SOCIETY

CARL AMERY HALL · 14:00 - 14:50

Moderators: Andreas Michael Neff (Germany)

Joel Ferri (France)

Frederik K.L. Spijkervet (The Netherlands)

14:00 - 14:07

Treatment strategies in TMJ disc disorders – the Vienna concept
Gerhard Undt (Austria)



24th EACMFS CONGRESS

18-21 September 2018
MUNICH - GERMANY

SCIENTIFIC PROGRAM · TUESDAY 18 SEPTEMBER

14:07 - 14:14

Treatment strategies in TMJ disc disorders – the Vigo concept

Jacinto Fernández (Spain)

14:14 - 14:21

Treatment strategies in TMJ disc disorders – the Roma concept

Piero Cascone (Italy)

14:21 - 14:28

Treatment strategies in TMJ disc disorders – the Prague concept

Vladimir Machon (Czech Republic)

14:28 - 14:35

Treatment strategies in TMJ disc disorders – the Udine concept

Salvatore Sembronio (Italy)

FREE PAPERS

AV MALFORMATION

CHORPROBENSAAL · 14:00 - 15:30

Chairmen: Achim Bomhard - Julio Acero - Giacomo Colletti

14:00 - 14:06

Arteriovenous malformations of the head and neck - interdisciplinary treatment with embolization and resection

Marcel Cetindis, Michael Krimmel, Juergen Hoffmann, Ulrike Ernemann, Siegmar Reinert
Germany

14:06 - 14:12

Step ladder protocol for the treatment of head and neck venous malformations: analysis of 100 cases

Giacomo Colletti, Margherita Dessy, Arianna Salbego Colletti, Ambra Dionisio, Carlotta Liberale, Federico Biglioli
Italy

14:12 - 14:18

66 cases of cervico-facial arterio-venous malformations, experience of a single institution.

Giacomo Colletti, Margherita Dessy, Arianna Salbego Colletti, Dimitri Rabbiosi, Mario Ferrari, Federico Biglioli
Italy

14:18 - 14:24

Extracranial arteriovenous malformations: a classification based on clinical, surgical and endovascular features

Giacomo Colletti, Margherita Dessy, Arianna Salbego Colletti, Luca Autelitano, Roberto Bazzacchi, Federico Biglioli
Italy

14:24 - 14:30

Management and outcomes of venous malformations in the head and neck region

Rory Govan, Nicholas Drage, Saty Bhatia
United Kingdom

14:30 - 14:36

Vascular malformations and possible treatments – the experience of our pediatric department.

Cátia Dos Santos Mateus, Andreia Barbosa Silva, Ana Rato Millán, Helena Santos Rodrigues, David Pratas Vital, Paulo Valejo Coelho
Portugal

14:36 - 14:42

Intralesional bleomycin injection in the management of hemangiomas of the head and neck region - a case report

Sara Garrido, Margarida Mesquita, Teresa Lopes, João Carreiro, Inês Santos, Isabel Amado
Portugal

14:42 - 14:48

Orbital vascular malformations: our experience in sixty-nine cases

Giacomo Colletti, Marco Cucurullo, Arianna Salbego Colletti, Valeria Battista, Federico Biglioli, Enrico Sesenna
Italy

14:48 - 14:54

Our experience in managing scalp arteriovenous malformations in young

Salma Benazzou, Sanae El Mourabit, Malik Boulaadas
Morocco

KEYNOTE

CRANIOFACIAL SURGERY - AESTHETIC AND FUNCTIONAL HOLIDAY INN 1 · 14:00 - 14:30

Moderator: Gosla Reddy

Pramod Subash

KEYNOTE

TREATMENT OF OROFACIAL CLEFTING IN INDIA HOLIDAY INN 1 · 14:30 - 15:00

Moderator: Alexander Hemprich

S.M. Balaji (india)

FREE PAPERS

RECONSTRUCTION I

HOLIDAY INN 2 · 14:00 - 15:30

*Chairmen: Andreas Fichter - Fernando Marín -
Beatriz Moralejo Benito*

14:00 - 14:06

A novel chemotactic scaffold with controlled release of VEGF Facilitates Bone Repair In Cranial Defects

Reena Bakshi, Lixin Wang, Situo Zhou, Kameron Rezzadeh, Akishige Hokugo, Reza Jarrahy
United States

14:06 - 14:12

Application of computer-aided surgery technique in free vascularized flap reconstruction of craniofacial defect

Zhigang - Cai, Xiaofeng - Shan, Jie - Liang, Lei - Zhang
China



24th EACMFS CONGRESS

18-21 September 2018
MUNICH - GERMANY



SCIENTIFIC PROGRAM · TUESDAY 18 SEPTEMBER

14:12 - 14:18

How to make your own custom cutting guides for both mandibular and fibular stair step osteotomies?

Romain Bosc, Kessara Rem, Barbara Hersant, Laurent Ganry, Heloise De Kermadec, Jean-Paul Meningaud

France

14:18 - 14:24

Technical modifications in fibula splitting: improving mandible reconstruction

Beatriz Moralejo, Melero Mireia, Morla Arnaud, Pozuelo Laura, Mari Antonio

Spain

14:24 - 14:30

Primary reconstruction of postural defects of the oral cavity using free flaps of the lower limb

Patrik Richtir, Lukas Hauer, Pavel Andrlé, Daniel Hrusak

Czech Republic

14:30 - 14:36

The thigh as a valuable source of free flaps for head and neck reconstruction: from fasciocutaneous flaps to free functional muscle transfer

Joaquim Megías Barrera, Jose María Albertos Castro, Ignacio Díez Gil, Jose María García Rielo, Arturo Bilbao Alonso, Abel García García

Spain

14:36 - 14:42

Schwann cell-like cells (IMDSC) differentiated from muscle-derived stem cells (MDSC) improve neuromuscular re-innervation and functional outcomes after rodent upper extremity peripheral nerve trauma

Joseph Lopez, Helen Xun, Pooja Yesantharao, Leila Musavi, Howard Wang, Anand Kumar

United States

14:42 - 14:48

Assessment of custom CAD/CAM fixation plates in radiated mandibular microvascular reconstruction

Brian T Andrews

United States

14:48 - 14:54

Use of mesenchymal stem cells from wharton's jelly in a model of bone differentiation in facial reconstruction

Pauline Nicol

France

14:54 - 15:00

New mandibular osteotomy: Z shape osteotomy

Francisco Pérez-Flecha, Guillermo García Serrano, Lourdes Maniegas, Leonardo Trujillo, Julian Ruiz, Dolores Martinez-Perez

Spain

15:00 - 15:06

Prediction Of Flap Necrosis In Cases Of Venous Occlusion In The Epigastric Rat Model Using Indocyanine Green Videoangiography

Lucas M. Ritsch

Germany

15:06 - 15:12

Retroauricular free flap, a useful chondrocutaneous tissue source: it's application and our experience

Michele Nuti, Alessandro Baj, Alessandro Remigio Bolzoni, Giada Anna Beltrami, Aldo Bruno Gianni

Italy

15:12 - 15:18

Prediction model for failure of autologous cranial reconstructions towards a patient specific cranial implant material decision

Sophie E C M Van De Vijfeijken, Erik Nout, Coan Groot, Alfred G Becking

The Netherlands

MASTERCLASS

MORPHOFUNCTIONAL APPROACHES FOR THE REPAIR OF THE CLEFT LIP AND PALATE AND ASSOCIATED DEFORMITIES

HOLIDAY INN 3 · 14:15 - 15:15

Srinivas Gosta Reddy (India)

KEYNOTE

FACING THE FUTURE: CUSTOMIZED SOLUTIONS IN CMF-RECONSTRUCTION

CARL-ORFF · 15:00 - 15:30

Moderator: TBC

Nils-Claudius Bernhard Gellrich (Germany)

GUEST SOCIETY

EACMFS MEETS ESTMJS (PART II) HOT TOPIC II: TOTAL JOINT REPLACEMENT – WHICH PROBLEMS WILL WE FACE IN THE FUTURE? - GUEST SOCIETY

CARL AMERY HALL · 14:50 - 15:30

Moderators: Andreas Michael Neff (Germany)

Joel Ferri (France)

Frederik K.L. Spijkervet (The Netherlands)

14:50 - 14:57

Ankylosis - management and outcomes

Andrew J. James Sidebottom (UK)

14:57 - 15:04

Surgical accuracy of custom total joints and future perspectives

Frederik Spijkervet (The Netherlands)



24th EACMFS CONGRESS

18-21 September 2018
MUNICH - GERMANY

SCIENTIFIC PROGRAM · TUESDAY 18 SEPTEMBER

15:05 - 15:30

Panel discussion

Piero Cascone (Italy)
Joel Ferri (France)
Vladimir Machon (Czech Republic)
Louis Gerard Mercuri (USA)
Nadeem Riaz Saeed (UK)
Andrew J. James Sidebottom (UK)
Frederik K.L. Spijkervet (The Netherlands)

KEYNOTE

MANAGEMENT OF OBSTRUCTIVE SLEEP APNEA IN CRANIOFACIAL

HOLIDAY INN 1 · 15:00 - 15:30

Moderator: Manlio Galìè

Adi Rachmiel (Israel)

MASTERCLASS

CRANIOFACIAL MICROSOMIA: A CLINICAL PATHWAY FROM EARLY AGE TO SKELETAL MATURITY

HOLIDAY INN 3 · 15:45 - 16:45

Eppo B. Wolvius / Maarten Koudstaal
The Netherlands

SYMPOSIUM

ORAL SURGERY

CARL-ORFF · 16:00 - 18:00

Moderator: Herbert Deppe (Germany)

16:00 - 16:15

Dip into the crystal ball: The future of dental anesthesia

Monika Daubländer (Germany)

16:15 - 16:30

Laser in implant dentistry: Is the future blue?

Herbert Deppe (Germany)

16:30 - 16:45

CAD/CAM-Polymers as innovative pre-treatment option for complex rehabilitations including implants

Daniel Edelhoff (Germany)

16:45 - 17:00

CBCT in Oral Surgery – mandatory or nice to have?

Stefan Hassfeld (Germany)

17:00 - 17:15

Dental implants in bisphosphonate patients

Thomas Ziebart (Germany)

17:15 - 17:30

Complications of sinus augmentation

Hendrik Terheyden (Germany)

FREE PAPERS

ORTHOGNATHIC SURGERY III

BLACK BOX · 16:00 - 18:00

Chairmen: Harald Essig - Ullrich Joos - Christian Freudlsperger

16:00 - 16:06

Splintless surgery to increase the predictability of orthognathic surgery in edentulous cases – a technical note

Jean-Pierre T. F. Ho, Ruud Schreurs, Tom C van Riet, Alfred G Becking, Jan de Lange

The Netherlands 16:06 - 16:12

Assessment of in vitro biomechanical stability of fixation following simulated lingual bad splits occurred during sagittal split osteotomy

Senem Yildirimturk

Turkey

16:12 - 16:18

Orthognathic surgery; the bigger picture

Milad Tavakoli, Mary Coleman, Athanasios Kalantzis
United Kingdom

16:18 - 16:24

Postoperative complications evaluation and patient satisfaction questionnaire in orthognathic surgery. A retrospective multicentric study

Néstor Naranjo-Aspas, Farzin Falahat-Noushady, Irene Martínez-Padilla, Laura Colorado-Cogolludo, Lorena Caballero-Sánchez, Manuel De Pedro-Marina

Spain

16:24 - 16:30

More than SNA to SNB - integrating electronic screening for common mental health disorders into orthognathic treatment

Elizabeth Yeung, Simone Jayakumar, Kathy Fan

United Kingdom

16:30 - 16:36

Facial beauty assessment in orthognathic surgery

Andrey Latyshev, Alexey Drobyshev, Konstantin Kurakin, Sergey Kolchin, Vildan Salimkhanov, Ekaterina Lonskaya

Russia

16:36 - 16:42

Orthodontic and surgical virtual planning as an aid to improve accuracy in surgery-first approach for orthognathic surgery

Enrico Costabile, Giovanni Badiali, Marco Pironi, Elisa Lovero, Claudio Marchetti, Alberto Bianchi

Italy

16:42 - 16:48

The use of a specially constructed splint during orthognathic surgery of a bilaterally posteriorly edentulous patient. Report of a case

Konstantinos Katoumas, Dimitrios Anterriotis, Maria Fyrgiola, Symeon Psomiadis, Alexandros Alexandropoulos, Demetrios Halazonetis

Greece



24th EACMFS CONGRESS

18-21 September 2018
MUNICH - GERMANY



SCIENTIFIC PROGRAM · TUESDAY 18 SEPTEMBER

16:48 - 16:54

The contemporary surgical management of idiopathic condylar resorption: curvilinear distraction versus total alloplastic TMJ replacement

Richard Cobb, Jonas Osher
United Kingdom

16:54 - 17:00

Nasal modification after subspinal le fort I osteotomy: retrospective evaluation of 38 patients

Lorenzo Trevisiol, Vittorio Favero, Luca Lanaro, Pier Francesco Nocini, Antonio D'Agostino
Italy

17:00 - 17:06

The significance of double mandibular osteotomy for treatment of aneurysm of internal carotid artery

Lambros Zouloumis, Ioannis Tilaveridis, Ioanna Kalaitidou, Anastassios Mylonas, Grigorios Venetis, Konstantinos Antoniadis
Greece

17:06 - 17:12

Psycho-emotional mechanisms, quality of life and orthognathic surgery: a comparative study before and after surgery

Inês Santos, David Sanz, Lúgia Fonseca, Lara Palmeira, Paula Castilho, Isabel Amado
Portugal

17:12 - 17:18

Treatment of oral-nasal communication due to orthognathic surgery: case report

Hernando Valentim Rocha Junior, Mariana Silva Campos
Brazil

17:18 - 17:24

Technical report of le fort i osteotomy using Microsoft®HoloLens and 3D Devices

Masahide Koyachi, Keisuke Sugahara, Kento Odaka, Satoru Matsunaga, Shinichi Abe, Akira Katakura
Japan

17:24 - 17:30

Effect of occlusal plane correction on lip cant in two-jaw orthognathic surgery – a three-dimensional analysis

Christian Freudlsperger, Thomas Rückschloß, Oliver Ristow, Michael Engel, Jürgen Hoffmann
Germany

17:30 - 17:36

Prediction of neurosensory deficit following bilateral sagittal split ramus osteotomy of the mandible

Robert John Wotherspoon, Alex Kawalec, Don Starr
United Kingdom

FREE PAPERS

ONCOLOGY II

KONZERTSAAL · 16:00 - 18:00

Chairmen: Markus Nieberler - Hans-Peter Howaldt - Britt-Isabelle Berg

16:00 - 16:06

Successful management of disfiguring facial venolymphatic malformation in infant with intralesional bleomycin injection: a telling case report

João Melo Carreiro, Teresa Lopes, Inês Santos, Cláudia Henriques, Isabel Amado, Sandra Ferreira
Portugal

16:06 - 16:12

A retrospective study of extranodal head and neck lymphomas

Eukene Querejeta Lomas, Sergio Sanchez Santolino, Servando Lazuen Fernandez, Veronica Fernandez Gonzalez, Patricia Lopez Santos, Javier Alvarez Gama
Spain

16:12 - 16:18

Is the clavién-dindo classification of surgical complications valid and applicable in head and neck cancer surgery?

Louise Martina Dunphy, Rajat Paul, Barbara Gerer, Satheesh Prabhu, Adekunmi Fasenmade, Jennifer Graystone
United Kingdom

16:18 - 16:24

Role of imaging techniques in the management of parotid gland masses.

Veronica Fernández, Belén García-Montesinos, Pedro Muñoz, Servando Lazúen, Eukene Querejeta, Javier Álvarez
Spain

16:24 - 16:30

Epidemiological and clinicopathological study of ameloblastoma: a 15 years' multicentre retrospective study

Ricardo Martínez Martínez, Alberto Garcia Hernández, Rocio Sánchez Burgos, Modesto Álvarez Florez, Guillermo Gómez Oliveira, Carlos Manuel Martínez Gimeno
Spain

16:30 - 16:36

Prognostic relevance of margin proximity and lymph node density in surgically treated oral tongue carcinomas

Cristina Vazquez-Martinez, Ramon Gutierrez-Diaz, Gregorio Sanchez-Aniceto
Spain

16:36 - 16:42

Angiogenic activity as a prognostic marker for oral squamous cell carcinoma

Selgaj Haidari, Andreas Kolk, Matthias Troeltzsch, Melanie Boxberg, Michael Ehrenfeld, Marko Boskov
Germany



24th EACMFS CONGRESS

18-21 September 2018
MUNICH - GERMANY

SCIENTIFIC PROGRAM · TUESDAY 18 SEPTEMBER

16:42 - 16:48

CT Perfusion of oral squamous cell carcinomas: assessment of mandibular invasion – a pilot Study

Johannes Theodorus Maria Van Gemert, Ellen M. Van Cann, Jan H. Abbink, Ron Koole
The Netherlands

16:48 - 16:54

The value of lipostructure in postoperative pain cervical syndrome

Victor-Vlad Costan, Cristian Ilie Drochioi, Otilia Boisteanu, Eugenia Popescu
Romania

16:54 - 17:00

The prognostic role of surgical margins in laser excision of primary oral squamous cell carcinoma

James Anthony Higginson, Andrew Charles Bartram, James Rodney Allison, Sara Trajkovic, James Adams, Michael Nugent
United Kingdom

17:00 - 17:06

Prognostic factors of local recurrence in early stage oral squamous cell carcinoma. an analysis of 370 patients

Cynthia Lana-Esteban, Philip James Brabyn, Ana Capote-Moreno, Ian Zylberberg, Mario Muñoz-Guerra, Luis Naval-Gias
Spain

17:06 - 17:12

The global, regional and national incidence, mortality and burden of lip and oral cancer: results from the global burden of disease study 2016

Ubai Alsharif¹, Christina Fitzmaurice²

¹. Germany

². United States

17:12 - 17:18

WITHDRAW

Microvascular anastomosis to the superficial temporal vessels in head and neck free tissue reconstruction

Karl Payne, Sam Mattine
United Kingdom

17:18 - 17:24

The changing face of head and neck cancer; how the head and neck one stop clinic has evolved since conception

Ruby Paul, James Newman, Benjamin Collard, Paul Mcardle, David Courtney
United Kingdom

17:24 - 17:30

The assessment of bone metastases in the craniofacial skeleton: evaluation of ct-based versus CBCT-based application

Cornelia Kober¹, Philipp Jürgens², Britt-Isabelle Berg²

¹. HAW Hamburg, Hamburg, Germany

². Switzerland

GUEST SOCIETY

EACMFS AND ESTMJS MEET SORG: OUTCOMES AND PITFALLS IN TMJ SURGERY AND TMJ TRAUMATOLOGY – LESSONS LEARNT FOR THE FUTURE. SESSION PART I: SURGERY - GUEST SOCIETY

CARL AMERY HALL · 16:00 - 17:00

*Moderators: Andreas Michael Neff (Germany)
Nadeem Riaz Saeed (UK)*

16:00 - 16:07

Outcomes and pitfalls in minimally invasive surgery of the TMJ – lessons learnt for the future

Gerhard Undt (Austria)

16:07 - 16:14

Outcomes following pathology guided surgical management of the TMJ

Andrew J. James Sidebottom (UK)

16:14 - 16:21

Autogenous/Alloplastic TMJ Reconstruction – planning the future on lessons learnt

Nadeem Riaz Saeed (UK)

FREE PAPERS

FACIAL DEFORMITY SURGERY II

CHORPROBENSAAL · 16:00 - 18:00

*Chairmen: Justine O'Hara - Kevin McMillan -
Jene Willem Meulstee*

16:00 - 16:06

Head and neck vascular anomalies: our experience

Paolo Gennaro, Jude Ugochukwu Amadi, Margherita Farsetti, Massimiliano Gilli, Ikenna Valentine Aboh, Flavia Cascino
Italy

16:06 - 16:12

"Windshield" surgical remodeling technique for trigonocephaly

Jorge Torres Gaya, Luis Miragall Alba, Gonzalo Pérez Herrezuelo, Vicente Bordes García, Álvaro Sada Malumbres, Miguel Puche Torres
Spain

16:12 - 16:18

The normal evolution of the cranium in 3D

Jene Willem Meulstee, Guido De Jong, Wilfred Borstlap, Thomas Maal, Hans Delye
The Netherlands

16:18 - 16:24

10 years retrospective study on parotid gland lymphomas

Victor Vlad Costan, Andrei Nicolau, Ovidiu Stamatiu, Elena Albu, Delia Gabriela Ciobanu, Eugenia Popescu
Romania



24th EACMFS CONGRESS

18-21 September 2018
MUNICH - GERMANY



SCIENTIFIC PROGRAM · TUESDAY 18 SEPTEMBER

16:24 - 16:30

Use of peek cad/cam prostheses as a refinement procedures in facially malformed patients: our experience

Gianmarco Saponaro, Alessandro Moro, Giulio Gasparini, Piero Doneddu, Mattia Todaro, Sandro Pelo
Italy

16:30 - 16:36

Computer-aided design and manufacturing of bioceramic implants for facial bone reconstruction and contouring: a retrospective clinical study

Thomas Engstrand, Ulrik Birgersson
Sweden

16:36 - 16:42

A Morphometric characterization of the mandible growth pattern

Floriane Remy, Yves Godio-Rabouet, Pierre Bonnaure, Philippe Burgart, Laurent Guyot, Lionel Thollon
France

16:42 - 16:48

Open source navigation system and cad-cam technology in surgical treatment of craniosynostosis

Gema Arenas, David García-Mato, Manuel Tousidonis, Pablo Montes, Javier Pascau, Santiago Ochandiano
Spain

16:48 - 16:54

Secondary correction of unilateral facial deformity following high velocity missile injury - 3D virtual planning as an aid to hard and soft tissue problems; treating patient concerns logically

Vyomesh Bhatt, Kelly Thomas
United Kingdom

16:54 - 17:00

Muenke syndrome: a phenotypic description of a common contemporary syndromic craniosynostosis. great ormond street hospital (GOSH) treatment protocol.

Federica Ruggiero, NU Owase Jeelani, Gregory James, Juling Ong, David Dunaway, Justine O'Hara
United Kingdom

17:00 - 17:06

Auricular Elevation: An Alternative Technique .

Michela Bergonzani, Anghinoni Marilena, Luana Salvagni
Italy

17:06 - 17:12

An objective and subjective measurement of change in facial appearance and quality of life, in patients undergoing autologous fat transfer at manchester royal infirmary OMFS department

Tim Campbell¹, Tim Blackburn¹, Predrag Jeremic¹, Anusha Hennedige¹, Tim Moss²
United Kingdom

17:12 - 17:18

Investigating the differences between three different 3D Imaging Systems For Facial Imaging

Arico Verhulst, Rinaldo Vreeken, Thomas Maal
The Netherlands

17:18 - 17:24

Clinical efficacy of mandibular reconstructions with the use of custom made patient specific titanium implants

Andrii Kopchak, Denis Chernogorskyi, Yurii Chepurnyi
Ukraine

17:24 - 17:30

A population-based finite element model for outcome prediction in spring assisted cranioplasty

Alessandro Borghi¹, Naiara Rodriguez-Florez², Federica Ruggiero¹, David Dunaway¹, Silvia Schievano¹, Owase Jeelani¹

¹. United Kingdom

². Spain

17:30 - 17:36

Macroglossia after craniofacial and posterior fossa surgery in children

Jebrane Bouaoud¹, Roman Hossein Khonsari¹, Briac Thierry¹, Ian Hennessy², Antonio Vecchione¹, Eric Arnaud¹

¹. France

². Ireland

SYMPOSIUM

CLEFT LIP AND PALATE REPAIR

HOLIDAY INN 1 · 16:00 - 18:00

Moderator: Siegmur Wilfried Reinert (Germany)

16:00 - 16:20

Surgical concept in cleft lip and palate repair

Michael Ehrenfeld (Germany)

16:20 - 16:40

Nasal Molding In CLP repair: is it worth the effort?

Klaus Dietrich Wolff (Germany)

16:40 - 17:00

Technique of nose repair in cleft lip and palate patients

Siegmur Wilfried Reinert (Germany)

17:00 - 17:20

Secondary correction of the cleft nose deformity

Alexander Hemprich (Germany)

17:20 - 17:40

Clinical findings and surgical management of rare facial clefts

Peter Sieg (Germany)



24th EACMFS CONGRESS

18-21 September 2018
MUNICH - GERMANY

SCIENTIFIC PROGRAM · TUESDAY 18 SEPTEMBER

FREE PAPERS

RECONSTRUCTION II

HOLIDAY INN 2 · 16:00 - 18:00

Chairmen: Majeed Rana - Nils Gellrich - Angela Bueno de Vicente

16:00 - 16:06

Residual monomers in PMMA-Based patient specific implants and evaluation of a novel polymer

Sophie E C M Van De Vijfeijken, Tijmen J A G Munke, Cees J Kleverlaan, Alfred G Becking

The Netherlands

16:06 - 16:12

Effects of erythropoietin on the healing of calvarial bone defect

Alshaimaa Ahmed Shabaan, Maggie Ahmed Khairy

Egypt

16:12 - 16:18

Management of parotid duct injuries: clinical experience from a tertiary center

Ioannis Papadiochos, Paschalis Strantzas, Georgios Mitsopoulos, Kalliopi Melaki, Malamatenia Mpourazani, Nikolaos Papadogeorgakis

Greece

16:18 - 16:24

New medical and surgical findings in multidisciplinary approach in Gorlin- Goltz Syndrome

Antonio Russillo, Alessandro Baj, Alessandro Remigio Bolzoni, Giada

Anna Beltrami, Aldo Bruno Gianni

Italy

16:24 - 16:30

Reconstruction of double exenteration due to mucormycosis through bilateral temporalis muscle flaps. Clinical case and review

Rafael Gómez Fernández, Josue Hernando, David López Vaquero, Pedro Martínez Seijas, Javier Martín Rodríguez

Spain

16:30 - 16:36

Intraoral anastomosis in reconstruction of intraoral and central midface defects

Angela Bueno De Vicente, Álvaro Pastor Garrido, Fernando Almeida Parra, Núñez Paredes Jorge, Manuel Picón Molina, Julio Acero Sanz

Spain

16:36 - 16:42

Postoperative monitoring of free flaps in the head and neck with color duplex sonography and contrast enhanced ultrasound: prospective study of 20 cases

Elena Salome Bullejos Martínez, Santiago Ochandiano Caicoya, Pablo Montes Fernández-Michelorena, Cristina Maza Muela, Ignacio

Navarro Cuellar, Enrique De Miguel Campos

Spain

16:42 - 16:48

Virtual planning and patient-specific implants: our point of view after 42 mandibular reconstruction for benign pathologies Using CAD/CAM System.

Alessandro Remigio Bolzoni, Eleonora Segna, Giada Anna Beltrami,

Aldo Bruno Gianni, Alessandro Baj

Italy

16:48 - 16:54

Antibioprophylaxis of cervicofacial free flaps surgeries : risk factors study after 72h of antibiotic protocol.

Amandine Algrin, Jean-Philippe Lanoix, Sylvie Testelin, Bernard Devauchelle, Julien Davrou, Stephanie Dakpé

France

16:54 - 17:00

Intraoral reconstruction using musculo-fascial flaps - do we really need skin?

Juergen Schlabe, Richard Chalmers, Elizabeth Yeung, Alastair Michael Fry, Luke Cascarini

United Kingdom

17:00 - 17:06

Recent developments in scaffold coatings for bone regeneration

Andreas Kolk, Marko Boskov, Klaus-Dietrich Wolff, Martijn Van Grisvan,

Oliver Bissinger, Christian Plank

Germany

17:06 - 17:12

Modifications of arterial blood flow in the external carotid branches after microsurgical procedure characterized by phase contrast mri keywords : microsurgery / free flaps / external carotid / reconstructive surgery / PC MRI / Flow MRI

Agnès Paasche, Jérémie Bettoni, Jean-Marc Constans, Olivier Balédent, Anne-Virginie Salsac, Stéphanie Dakpé

France

17:12 - 17:18

Microvascular tongue reconstruction after total and subtotal glossectomy

Robert A. Mischkowski, Oliver Thiele, Max J. Zinser

Germany

17:18 - 17:24

Virtual planning and patient-specific implants in mandibular reconstruction surgery: a micro-costing analysis

Alessandro Remigio Bolzoni, Eleonora Segna, Giada Anna Beltrami,

Aldo Bruno Gianni, Alessandro Baj

Italy

17:24 - 17:30

Personalized Bone Implant

Enzo Facciuto¹, Carlo Francesco Grottoli², Maurizio Mattarocci¹, Fausto Illiano¹, Gianni Pertici², Giuseppe Perale²

¹. Italy

². Switzerland

17:30 - 17:36

Preclinical and clinical studies on the use of stem cells in craniofacial bone regeneration: a systematic review

Henrique Messias¹, Christopher West²

¹. Portugal

². United Kingdom



24th EACMFS CONGRESS

18-21 September 2018
MUNICH - GERMANY



SCIENTIFIC PROGRAM · TUESDAY 18 SEPTEMBER

GUEST SOCIETY S.O.R.G.

EACMFS AND ESTMJS MEET SORG: OUTCOMES AND PITFALLS IN TMJ SURGERY AND TMJ TRAUMATOLOGY - LESSONS LEARNT FOR THE FUTURE. SESSION PART II: TRAUMATOLOGY - GUEST SOCIETY

CARL AMERY HALL · 17:00 - 18:00

*Moderators: Andreas Michael Neff (Germany)
Nadeem Riaz Saeed (UK)*

17:00 - 17:07

Outcomes and lessons learnt for the future in endoscopic assisted treatment of condylar fractures

Gunter Lauer (Germany)

17:07 - 17:14

Outcomes and lessons learnt for the future in open condylar fracture treatment

Niall M H Mcleod (UK)

17:14 - 17:21

Outcomes and lessons learnt for the future in pediatric condylar fracture treatment

Ioannis Iatrou (Greece)

MASTERCLASS

MANDIBULAR RECONSTRUCTION. A RATIONAL APPROACH

HOLIDAY INN 3 · 17:00 - 18:00

Julio Acero (Spain)

OPENING CEREMONY AND WELCOME RECEPTION

CARL-ORFF · 19:00 - 20:30

19:00 - 19:10

Welcome by the President of EACMFS

Klaus Dietrich Wolff (Germany)

19:00 - 19:13

Greetings from IAOMS

Alexis Olsson (USA)

19:13 - 19:18

A short guide through the 24th Congress

Jörg Wiltfang (Germany)

19:00 - 19:33

Some steps in the early development of Germany's Oral and Cranio-Maxillo-Facial Surgery

Karsten K H Gundlach (Germany)

19:33 - 19:48

Cranio-Maxillo-Facial Surgery:

What have we achieved - and why?

David A Mitchell (UK)

19:48 - 20:18

Peace in Europe: A permanent challenge

Andreas Wirsching (Germany)



24th EACMFS CONGRESS

18-21 September 2018
MUNICH - GERMANY

SCIENTIFIC PROGRAM · WEDNESDAY 19 SEPTEMBER

SYMPOSIUM

RECONSTRUCTION

CARL-ORFF · 08:00 - 10:00

Moderator: Frank Hölzle

08:00 - 08:20

Soft tissue reconstruction

Rui Fernandes (USA)

08:20 - 08:40

Nose reconstruction

Alexander Gaggl (Austria)

08:40 - 09:00

Reconstruction of the Maxilla

Frank Hölzle (Germany)

09:00 - 09:20

Mandibular reconstruction 4.0

Antonio Marí (Spain)

09:20 - 09:40

Reconstruction in the vessel depleted neck

Sylvie Testelin (France)

GUEST SOCIETY

BELGIAN SOCIETY FOR OMFS.

STABILITY IN ORTHOGNATHIC SURGERY

BLACK BOX · 08:00 - 10:00

Moderators: Edmond Lahy (Belgium)

Geert Van Hemelen (Belgium)

08:00 - 08:15

Two-piece maxillary osteotomy as a treatment of anterior open bite: surgical technique and outcome

Joyce Jonkergouw (Belgium)

08:15 - 08:30

Bone-Anchored Class III Elastic Traction: a multicenter study

Jeroen Van Hevele (Belgium)

08:30 - 08:45

Effectiveness of mandibular midline distraction using tooth-borne distractor: 20 years of experience in our institution

Federico Maschio (Belgium)

08:45 - 09:00

Condylar resorption: management of a clinical engima

Laurence Marie Verstraete (Belgium)

09:00 - 09:15

Assessment of skeletal stability in orthognathic surgery: a retrospective study

Olivier Oth (Belgium)

09:15 - 09:30

Virtual planning in le fort III distraction osteogenesis: accuracy and long-term stability

Herman Jr Vercruyse (Belgium)

09:45 - 10:00

Toward a higher surgical accuracy using intraoperative computer navigation, 3D surgical guides and/or customized osteosynthesis plates. A systematic review

Maxim Van den Bempt (Belgium)

SYMPOSIUM

NEW TECHNOLOGIES

KONZERTSAAL · 08:00 - 10:00

Moderator: Rainer Schmelzeisen (Germany)

08:00 - 08:15

New Technologies and Modern Planning Strategies in CMF Trauma Cases

Marc Christian Metzger (Germany)

08:15 - 08:30

Innovative concepts in orthognathic surgery

Gwen R.J. Swennen (Belgium)

08:30 - 08:45

A vision on future aspects of 3D imaging, planning and surgery in OMFS

Stefan Berge (The Netherlands)

08:45 - 09:00

3D-technology in reconstructive surgery

Achille Tarsitano (Italy)

09:00 - 09:15

Innovation in CMF surgery: cutting edge and fine lines

Henri Thuau (Switzerland)

09:15 - 09:30

Innovations in Tissue and Bioplotting

Rainer Schmelzeisen (Germany)

09:30 - 09:45

Prospects and challenges of genome surgery

Frank Buchholz (Germany)

GUEST SOCIETY

IBRA MEETS EACMFS AND ESTMJS I+II - GUEST SOCIETY

CARL AMERY HALL · 08:00 - 09:00

Moderators: Andreas Michael Neff (Germany)

Christophe Meyer (France)

Edward Ellis (USA)

08:00 - 08:05

Welcome and Introduction: From Strasbourg 2007 via Marseille 2012 to Munich 2018 - consensus update and future trends in condylar traumatology

Andreas Michael Neff (Germany)



24th EACMFS CONGRESS

18-21 September 2018
MUNICH - GERMANY



SCIENTIFIC PROGRAM · WEDNESDAY 19 SEPTEMBER

08:05 - 08:15

The condylar classification dilemma: is there a way out now for the future?

Andreas Michael Neff (Germany)

08:15 - 08:30

Dos and Don'ts in Biomechanics – lessons learned to avoid complications in the future

Christophe Meyer (France)

08:30 - 08:50

Panel discussion

Edward Ellis (USA)

Joel Ferri (France)

Johannes Kleinheinz (Germany)

Bern Tateyuki Iizuka (Switzerland)

Andreas Kolk (Germany)

Christophe Meyer (France)

FREE PAPERS

CLEFT LIP AND PALATE III

CHORPROBENSAAL · 08:00 - 10:00

Chairmen: Lucas Ritschl - Jörg Wilfgang - Martin Broome

08:00 - 08:06

The application of customized distraction osteogenesis in treatment of dental facial deformity secondary to cleft lip and palate

Ming Cai, Guomin Wang, Xudong Wang

China

08:06 - 08:12

Individualized surgical management of cleft palate in west China

BING Shi

Department of Cleft Lip and Palate Surgery, West China Stomatological
China

08:12 - 08:18

The hidden cost of race: a national study of disparities in cleft palate repair

Connor J. Peck, Robin T. Wu, Blake N. Shultz, Derek M. Steinbacher
United States

08:18 - 08:24

A critical analysis of 297 centers for cleft palate repair in the united states

Robin T Wu, Blake N Shultz, John Smetona, Connor J Peck, Derek M
Steinbacher
United States

08:24 - 08:30

The new rotation-advancement technique in unilateral cleft lip

BING Shi

China

08:30 - 08:36

A highly effective method of primary palatoplasty in isolated cleft palate – surgical technique and morbidity evaluation

Andrzej Brudnicki, Zbigniew Surowiec, Ewa Sawicka

Poland

08:36 - 08:42

Velopharyngeal insufficiency: treatment with autologous fat injection and evaluation with vocal spectrography

Jesús Manuel Muñoz-Caro, José V. Lopez-Tappero Sainz, Elena M.

Gómez García, Laura Lopez-Tappero

Spain

08:42 - 08:48

Prevention or treatment. antibacterial therapy after cleft surgery

Igor Yurievich Romanov, Irina Valerievna Fomenko

Russia

08:48 - 08:54

Syndromic and non-syndromic cleft lip and palate

Amir Eleuch, Samia Ayachi, Sirine Tritar, Helmi Krimi, Zouha Mziou,

Habib Khohtali

Tunisia

08:54 - 09:00

The mandibular ramus: an alternative site for secondary alveolar bone grafting

Jeanine Blatter, Anthony De Buys Roessingh, Herzog Georges, Laurent

Medinger, Laurence May, Martin Broom

Switzerland

09:00 - 09:06

Alveolar Bone Grafting In Bilateral Cleft Patients With The Premaxilla Dystopia.

Alexander Leonidovich Ivanov, Nataliya Valerievna Starikova,

Vyacheslav Alexandrovich Gorbonosov, Nataliya Vasilievna Udalova,

Evgeniya Igorevna Reshetnyak

Russia

09:06 - 09:12

Nasalolabial anthropometry and symmetry index in patients with unilateral complete cleft lip, alveolus and palate and control group

Ieva Bagante, Ilze Akota

Latvia

09:12 - 09:18

Quantitative assessment of the learning curve for cleft lip repair using LC-CUSUM

Eleonora Segna¹, Jean-Baptiste Caruhel², Pierre Corre², Arnaud Picard²,

David Biau², Roman Hossein Khonsari²

¹. Italy

². France



24th EACMFS CONGRESS

18-21 September 2018
MUNICH - GERMANY

SCIENTIFIC PROGRAM · WEDNESDAY 19 SEPTEMBER

09:18 - 09:24

Resorbable vs non-resorbable fixation in alveolar bone grafting in cleft patients

Alexander Leonidovich Ivanov, [Evgenia Igorevna Reshetnyak](#),
Natalia Valeryevna Starikova, Natalia Vasilevna Udalova, Andrey
Gennadievich Nadochty
Russia

09:24 - 09:30

Quality of life in cleft lip and palate patients using nostril retainers after primary lip closure: a prospective study

[Quentin Hennocq](#)¹, [Hélène Person](#)¹, [Manel Hachani](#)¹, [Pierre Corre](#)¹,
[Alexandre Leonidovitch Ivanov](#)², [Roman Hossein Khonsari](#)¹

¹. France

². Russia

FREE PAPERS

RECONSTRUCTION III

HOLIDAY INN 1 · 08:00 - 10:00

Chairmen: [Matthias Tröltzsch](#) - [Aakshay Gulati](#) - [Susana Jung](#)

08:00 - 08:06

The use of hydroxyapatite for recounturing of facial skeleton: our experience in paediatric and adults

[Alessandro Bardazzi](#), [Alberto Barbaglio](#), [Antonino Puccio](#), [Marco Rampinelli](#), [Francesco Ruscitti](#), [Antonino Cassisi](#)
Italy

08:06 - 08:12

Cranial reconstruction: outcome of 350 cases

[Luke Robert Williams](#), [Rafal Niziol](#), [Richard Cobb](#), [Shivani Rana](#), [Amreeta Aytain](#), [Robert Paul Bentley](#)
United Kingdom

08:12 - 08:18

Improving CAD/CAM harvesting of free fibula flap with surgical navigation

[Eleonora Segna](#)¹, [Alessandro Baj](#)², [Alessandro Remigio Bolzoni](#)², [Giada Anna Beltrami](#)², [Aldo Bruno Gianni](#)²
Italy

08:18 - 08:24

Thigh free flap thickness in western population: customizing free flaps for tongue reconstruction

[Susana Heredero](#), [Alba Sanjuan](#), [Francisco Zafra](#), [Rafael Arévalo](#), [Alicia Dean](#)
Spain

08:24 - 08:30

Surgical treatment of benign mandibular lesion and alloplastic reconstruction

[Dusan Hirjak](#)
Slovakia

08:30 - 08:36

Latissimus dorsi flap versatility in the reconstructions after cranio-facial and oral cancer

[Dimitri Rabbiosi](#), [Federica Giovanditto](#), [Fabiana Allevi](#), [Marco Cucurullo](#),
[Margherita Dessy](#), [Federico Biglioli](#)
Italy

08:36 - 08:42

Endoscopic transnasal decompression of the optic nerve in patients with endocrine ophthalmopathy and optic neuropathy

[Alik Kalandari](#), [Vladimir Krylov](#), [Oleg Levchenko](#)
Russia

08:42 - 08:48

Primary reconstruction in parotid surgery with free abdominal fat graft: prospective study of 14 cases

[Ignacio Javier Arribas Garcia](#), [Alberto Garcia Hernández](#), [Fatima Martinez Perez](#), [Rocio Sanchez Burgos](#), [Guillermo Gomez Oliveira](#),
[Modesto Alvarez Florez](#)
Spain

Spain

08:48 - 08:54

Rapid versus conventional cinematic phase contrast MRI To Quantify Blood Flows In The External Carotid Branches: Toward Clinical Applications Keywords : Rapid PC MRI / External Carotid Branches / PC MRI / Modifications Of Arterial Flow / Head And Neck Reconstruction / Free Flaps Microanastomosis

[Jérémie Bettoni](#), [Agnès Paasche](#), [Stéphanie Dakpé](#), [Olivier Balédent](#)
France

08:54 - 09:00

Bone autotransplants in cranio-maxillofacial surgery

[Sami Salihu](#), [Leminot Salihu](#), [Mergime Prekazi Loxha](#), [Enis Gllareva](#)
Kosovo

09:00 - 09:06

The benefits of titanium mesh facial contour reconstruction

[Victor Vlad Costan](#), [Ciofu Mihai Liviu Mihai Liviu](#), [Daniela Sulea](#), [Otilia Boisteanu](#), [Eugenia Popescu](#)
Romania

09:06 - 09:12

Reconstruction Of Mandibular Continuity Defects Using 3D Custom Made PEEK prior to secondary bone grafting: preliminary study

[Sara Soliman](#), [Mamdouh Ahmed](#)
Egypt

09:12 - 09:18

Oronasal and oroantral fistula. bichat fat pad versatility. new technique: transinusal buccal fat pad flap (TSBF)

[Aitor García-Sánchez](#), [Álvaro Del Amo](#), [Ramón Galán-Hernández](#), [Javier Fernández-Alba](#)
Spain

Spain

09:18 - 09:24

Protocol of facial palsy rehabilitation with nerve graft and powered with masseteric nerve

[Iñigo Calvo Archanco](#), [Teresa González otero](#), [Luis Lassaletta Aienza](#),
[Álvaro Damián Moreiras Sanchez](#), [Albert Malet Contreras](#), [Miguel Angel Burgueño García](#)
Spain

Spain



24th EACMFS CONGRESS

18-21 September 2018
MUNICH - GERMANY



SCIENTIFIC PROGRAM · WEDNESDAY 19 SEPTEMBER

09:24 - 09:30

Evaluation of angiogenesis and bone regeneration after reconstruction of the facial skeleton by using bioactive scaffolds

Oliver Bissinger¹, Klaus-Dietrich Wolff¹, Carolin Götz¹, Marko Boskov¹, Andreas Kolk¹, Helmut Thissen²

¹. Germany

². Australia

09:30 - 09:36

Palatal necrosis in cocaine abuse. the use of a modified palatal flap vs conventional flap

John - Tilaveridis, Lampros - Zouloumis, Margarita - Vafiadou, Grigoris - Venetis, Christos - Georgiou

Greece

09:36 - 09:42

Functional reconstruction of tongue defects and its relation with the quality of life

Cristina Maza Muela, Gema Arenas De Frutos, Marta Peña Barreno, Alba Garcia Sevilla, Manuel Alejandro Tousidonis Rial, Ana Maria López López

Spain

09:42 - 09:48

Maxillofacial reconstruction of great cutaneous defects of scalp

Matias Cuesta Gil, Blanca Duarte Ruiz, Alba Garcia Sevilla, Francisco De Asís Riba García

Spain

GUEST SOCIETY

KCPA: CUTTING EDGE IN MICROSURGICAL HEAD & NECK RECONSTRUCTIONS - GUEST SOCIETY

HOLIDAY INN 2 · 08:00 - 10:00

*Moderators: Byung Il Lee (South Korea)
Yong Ha Kim (South Korea)*

08:00 - 08:15

Orbital Wall Restoration Surgery with Balloon Procedure

Dong-Hee Kang (South Korea)

08:15 - 08:30

Update in management of Blow out fracture

Yong-Ha Kim (South Korea)

08:30 - 08:45

Two jaw surgery

Jee-Hyeok Chung (South Korea)

08:45 - 09:00

Aesthetic facial bone surgery (Malarplasty & Mandibuloplasty & Orthognathic surgery)

Yoon Seok (South Korea)

09:00 - 09:15

Facial palsy reconstruction with temporalis muscle flap reconstruction

Seung-Ha Park (South Korea)

09:15 - 09:30

Facial Palsy Reconstruction with microsurgical free flaps

Tae-Suk Oh (South Korea)

09:30 - 09:45

Facial Angiosome and its applications

Hak Chang (South Korea)

09:45 - 10:00

Extensive face reconstruction based on microsurgical free flaps

Jong-Woo - Choi (South Korea)

GUEST SOCIETY

IBRA MEETS EACMFS AND ESTMJS I+II - GUEST SOCIETY

CARL AMERY HALL · 09:00 - 10:00

*Moderator: Andreas Michael Neff (Germany)
Christophe Meyer (France)
Edward Ellis (USA)*

09:00 - 09:10

Pediatric condylar fractures – where should surgery go in the future?

Orhan Guven (Turkey)

09:10 - 09:20

Pediatric condylar fractures – the orthodontists' vision

Timo Petomaki (Switzerland)

09:20 - 09:50

Panel discussion

Bern Tateyuki Iizuka (Switzerland)

Ioannis Iatrou (Greece)

Christophe Meyer (France)

Andreas Michael Neff (Germany)

Andreas Kolk (Germany)

Timo Petomaki (Switzerland)

MASTERCLASS

AUTOLOGOUS FACIAL FAT TRANSFER: CURRENT CONCEPTS, CLINICAL APPLICATION AND REGENERATIVE POTENTIAL

HOLIDAY INN 3 · 09:00 - 10:00

Luigi Clauser (Italy)

KEYNOTE

THE FUTURE OF RECONSTRUCTIVE SURGERY IN THE HEAD AND NECK

CARL-ORFF · 10:30 - 11:15

*Moderator: David Mitchell (United Kingdom)
Ralph Gilbert (Canada)*



24th EACMFS CONGRESS

18-21 September 2018
MUNICH - GERMANY

SCIENTIFIC PROGRAM · WEDNESDAY 19 SEPTEMBER

FREE PAPERS

ORTHOGNATHIC SURGERY IV

BLACK BOX · 10:30 - 13:00

*Chairmen: Oliver Bissinger - Olivier Beckers -
Ekaterina Aleksandrovna Lonskaya*

10:30 - 10:36

3D Printed registration template: a non-invasive method assisted the navigation-guided removal of foreign body after orthognathic surgery

Jinyang Wu, Shilei Zhang, Steve Guofang Shen, Hongyang Ma, Chengshuai Yang, Haijun Gui
China

10:36 - 10:42

Orthodontic anchorage devices in the management of skeletal malocclusions - a help or hindrance

Vyomesh Bhatt, Purnima Chhabra, Kelly Thomas
United Kingdom

10:42 - 10:48

Complete reoperation in orthognathic surgery

Robin T. Wu, Alexander T Wilson, Cyril S Gary, Derek M Steinbacher
United States

10:48 - 10:54

Health related quality of life in patients post orthognathic surgery - a prospective Study

Chrysvagi Oikonomou, Safoora Keshtgar, Paroo Mistry, Deepak Komath
United Kingdom

10:54 - 11:00

Quantification of asymmetry in maxillary expansion following surgically assisted rapid maxillary expansion (SARME)

Shankeeth Vinayahalingam, Thomas Maal, Stefaan Berge, Tong Xi
The Netherlands

11:00 - 11:06

Biomechanical evaluation of genioplasty outcome by means of design of experiments

Federica Ruggiero¹, Alessandro Borghi¹, Claudio Marchetti², Giovanni Badioli², Justine O'Hara¹, David Dunaway¹

¹. United Kingdom

². Italy

11:06 - 11:12

Is the reproducibility of natural head position (NHP) in standing subjects different than in sitting subjects?

Tong Xi¹, Alexander Drossaert¹, Ziqiu Wan², Stefaan Berge¹, Thomas Maal¹, Guangli Han²

¹. The Netherlands

². China

11:12 - 11:18

Computer-assisted and navigated piezoelectric surgery (CANPS): A new surgical technique to improve safety and accuracy and minimize surgical approaches

Francisco Alamillos, Alicia Dean, Susana Heredero, Alba Sanjuan, Miriam Estero, Francisco Zafra
Spain

11:18 - 11:24

Complete digitalization of orthodontic and surgical set up in orthognathic surgery

Denys John Loeffelbein¹, Fiona Adler², Maximilian Roth³, Daniel Lonc³
Germany

11:24 - 11:30

A projection on the effect of a change in protocol in orthognathic surgery will have on the average length of stay and costs in the north west of England

Mohamed Mustafa Hania, Helen Cashman, David Laraway
United Kingdom

11:30 - 11:36

3D Planning in bimaxillary surgery; accurate or not?

Frank Baan, Jeroen Liebregts, Tong Xi, Martien De Koning, Stefaan Berge, Thomas Maal
The Netherlands

11:36 - 11:42

3D Evaluation of bimaxillary surgery: maxilla first or mandible first?

Jeroen Liebregts, Frank Baan, Martien De Koning, Stefaan Bergé, Thomas Maal, Tong Xi
The Netherlands

11:42 - 11:48

Orthognathic surgery and rhinoplasty: should they be simultaneous or staged?

Alexander H. Sun, Derek M. Steinbacher
United States

11:48 - 11:54

Accuracy and reliability of a new enhanced 3D cephalometry tool to evaluate "stability" of both orthodontic and combined ortho-surgical treatments

Mauricio Silva Demétrio¹, Gwen Remi Jozef Swennen², Lies Pottel²

¹. Brazil

². Belgium

11:54 - 12:00

Piezoelectric techniques in orthognathic surgery, a descriptive study

Ivanna Emilia Espinoza Visval, Francisco Mayorga Jimenez, Ana Isabel Avellaneda Camarena, Pilar Toledano Valero, Pedro Ruiz Huertas, Virginia Rollon Ugalde
Spain

12:00 - 12:06

Aesthetic nasal alterations following basic and modified le fort i osteotomy in cases of mid face and maxillary hypoplasia

Sara Saliman, Mamdouh Ahmed
Egypt



24th EACMFS CONGRESS

18-21 September 2018
MUNICH - GERMANY



SCIENTIFIC PROGRAM · WEDNESDAY 19 SEPTEMBER

12:06 - 12:12

Face fat-grafting to enhance the aesthetic outcome of orthognathic surgery

Ekaterina Lonskaya, Konstantin Kurakin, Alexey Drobyshev, Andrey Latyshev, Vildan Salimkhanov, Sergey Kolchin
Russia

12:12 - 12:18

Surgical management of hemi-mandibular hyperplasia using the extended sagittal split osteotomy technique with fading genioplasty or condylar neck osteotomy – presentation of a case series.

Christine Pretzl, Shirley Cox, Pratik Sharma, Nayeem Ali
United Kingdom

12:18 - 12:24

Assessing facial recognition post-orthognathic surgery at airports automated border control

Safoora Keshitgar, Asma Keshitgar, Paroo Mistry, Kaveh Shakib
United Kingdom

12:24 - 12:30

Application Of Navigation-Guided System And CAD/CAM splint for orthognathic surgery

Yuji Kurihara, Sunao Shiogama, Hitoshi Sato, Tatsuo Shirota
Japan

12:30 - 12:36

Intraoral vertical ramus osteotomy with the stripping of medial pterygoid muscle will be yield the postoperative condylar morbidity and temporomandibular dysfunction?

Yoshinori Yamaguchi, Takeshi Okano, Tuyoshi Kaneda, Kazuyuki Nishimura

Japan

12:36 - 12:42

A Rare And Unusual Case Of Deep Vein Thrombosis (DVT) Following Orthognathic Surgery.

Sahand Samiee Rad
Iran

FREE PAPERS

TRAUMA I

KONZERTSAAL · 10:30 - 13:00

Chairmen: Gerson Mast - Marc Christian Metzger - Ioannis Papadiochos

10:30 - 10:36

Finite element modelisation of the orbit in midface traumatology

Jean Marc Foletti, Yves Godiot, Lionel Thollon
France

10:36 - 10:42

Vision loss due to maxillofacial trauma: a 4-year retrospective study

Ioannis Papadiochos, Malamatenia Mpourazani, Vasileios Petsinis, Lampros Goutzani, Stavros-Evangelos Sarivalasis, Nikolaos Papadogeorgakis

Greece

50

10:42 - 10:48

Replica-guided trauma surgery in trauma and post trauma reconstruction

Francesco Laganà, Alessia Spinzia, Gianfranco Bindi
Italy

10:48 - 10:54

Tips and hints for patients specific orbital reconstruction surgery

Javier Rodriguez fernandez, Jens Wilhem Mommsen, Eduard Mirada
Spain

10:54 - 11:00

Mediastinal emphysema as a result of maxillofacial trauma: report of 3 cases and literature review

Ioannis Papadiochos, Stavros-Evangelos Sarivalasis, Andreas Kouroumalis, Vasileios Petsinis, Lampros Goutzani, Nikolaos Papadogeorgakis

Greece

11:00 - 11:06

Virtual automatic orbital reconstruction

Marc Anton Fuessinger, Rainer Schmelzeisen, Stefan Schlager, Marc Metzger

Germany

11:06 - 11:12

Intracapsular fractures: an analysis of 8 case reports surgically treated

Roberto Osben, Constanza Vidal, Valentina Duarte
Chile

11:12 - 11:18

Is there more to the clinical outcome in posttraumatic reconstruction of the inferior and the medial orbital walls than accuracy of implant placement and implant surface contouring? a prospective multicenter study to identify predictors of clinical outcome

Rüdiger M. Zimmerer¹, Nils-Claudius Gellrich¹, Sophie Von Bülow¹, Jan A. Dittmann¹, Elke Rometsch², Carl-Peter Cornelius¹

¹. Germany

². Switzerland

11:18 - 11:24

The AO comprehensive classification system for mandibular fractures: a multicenter validation study

Florian Markus Thieringer¹, C. Peter Cornelius², Serena Bidwell³, Amber Trickey³, Risto Kontio⁴, Sabine C Girod³

¹. Switzerland

². Germany

³. United States

⁴. Finland

11:24 - 11:30

Day case surgery for repair of zygomatic fractures - evolution in service over an 8 year period at a tertiary care maxillofacial unit

Sandeep S Iyer, Ojas Prince Krishnan, Jiten D Parmar, Lachlan M Carter, John L Russell

United Kingdom



24th EACMFS CONGRESS

18-21 September 2018
MUNICH - GERMANY

SCIENTIFIC PROGRAM · WEDNESDAY 19 SEPTEMBER

11:30 - 11:36

Novel technique using central line to facilitate duct repair in parotid duct trauma

Alexander James Hills, Ruben Y Kannan, Michael Williams
United Kingdom

11:36 - 11:42

Post treatment healing model of isolated mandibular angle fracture

Nima Moharamnejad¹, M.Baris Simsek¹, Ata Garajei²
¹. Turkey
². Iran

11:42 - 11:48

Retrospective analysis of over 1300 maxillo-facial patients: a three year experience in a single institution

James Edward Newman, Ruby Paul, Elaine Campbell, Benjamin Collard, Srikanth Gangidi
United Kingdom

11:48 - 11:54

Implementation and epidemiological analysis of a prospective oral and maxillo-facial trauma database in a tertiary major trauma centre

Ruby Paul, Elaine Campbell, Benjamin Collard, James Newman
United Kingdom

11:54 - 12:00

Retained drain fragment In OMFS: case report and review of literature

Alexander James Hills, Armstrong Daniel, Montey Garg, Khari Lewis, Brian Bisase, Paul Norris
United Kingdom

12:00 - 12:06

Incidence and management of complex facial fractures

Jan Oliver Voss, Christian Doll, Nadine Thieme, Max Heiland, Jan-Dirk Raguse, Nicolai Adolphs
Germany

12:06 - 12:12

The exact reconstruction of orbital volume is inadequate treatment for late correction of enophthalmus

Rodolfo Benech¹, Duncan Fraser Campbell¹, Arnaldo Benech²
¹. United Kingdom
². Italy

12:12 - 12:18

Pre and post-operative orbital volume assessment after navigation assisted treatment of orbital fractures

Alvaro Pastor Garrido, Elena Baranda Manterola, Eduardo Sanchez-Jauregui Alpañes, Joaquin Gonzalez Cueva, Jose Miguel Eslava Gurrea, Julio Acero Sanz
Spain

12:18 - 12:24

A retrospective cohort study on the aetiology and socioeconomic status of patients with facial fractures at a tertiary care centre in the west midlands region, united kingdom

Munir Abukhder, Dima Mobarak
United Kingdom

12:24 - 12:30

The role of navigation system, endoscopy and intraoperative ct scan for the treatment of midface trauma

Nicola Pederneschi, Alfonso Manfuso, Susanna Catanzaro, Chiara Copelli, Karim Tewfik, Roberto Cocchi
Italy

12:30 - 12:36

Surgical treatment of condylar base fractures using different osteosynthesis

Dusan Hirjak
Slovakia

12:36 - 12:42

The efficacy of arthrocentesis on restoring mandibular function in unilateral subcondylar fracture following maxillomandibular fixation

Abeer Adel Sinbel, Mohamed Mamdouh Shokry
Egypt

GUEST SOCIETY

IBRA MEETS EACMFS AND ESTMJS I+II - GUEST SOCIETY

CARL AMERY HALL · 10:30 - 11:50

*Moderators: Andreas Michael Neff (Germany)
Christophe Meyer (France)
Edward Ellis (USA)*

10:30 - 10:42

Which indications for non-surgical therapy will be valid in the future?

Joel Ferri (France)

10:42 - 10:54

Which indications for surgical therapy will be valid in the future

Edward Ellis (USA)

10:54 - 11:20

Panel discussion

Edward Ellis (USA)

Joel Ferri (France)

Bern Tateyuki Iizuka (Switzerland)

Johannes Kleinheinz (Germany)

Andreas Kolk (Germany)

Andreas Michael Neff (Germany)



24th EACMFS CONGRESS

18-21 September 2018
MUNICH - GERMANY



SCIENTIFIC PROGRAM · WEDNESDAY 19 SEPTEMBER

FREE PAPERS

CLEFT LIP AND PALATE IV

CHORPROBENSAAL · 10:30 - 13:00

Chairmen: *Alexander Hemprich - Srinivas Gosla Reddy -
Peter Ramsay Baggs*

10:30 - 10:36

The novel approach Of 3D-assessment of alveolar defect in patients with unilateral cleft lip and palate

Alexander Leonidovich Ivanov, [Evgenia Igorevna Reshetnyak](#), Andreas Mueller
Russia

10:42 - 10:48

Chin symphysis bone, allograft, and platelet-rich fibrin: is the combination effective in repair of alveolar cleft?

[Bijan Movahedian Attar](#), Navid Naghdi, Milad Etemadi Sh, Mojdeh Mehdizadeh
Iran

10:48 - 10:54

Mesenchymal β -Catenin is required for palatal elevation through regulation of canonical wnt signaling and f-actin expression

[Cheng Hao Li](#)
State Key Laboratory of Oral Disease, West China College of China

10:54 - 11:00

Evaluation of growth trend about nasal dorsum in patients with cleft lip

[Cheng Hao Li](#)
Department of Cleft Lip and Palate Surgery, West China Stomatological China

11:00 - 11:06

Post-operative analgesia with the ON-Q® Pain Buster® following iliac crest bone graft harvesting.

[Peter - Ramsay-Baggs](#)
United Kingdom

11:06 - 11:12

The possibilities of a portable low-budget three-dimensional stereophotogrammetry system in neonates: a prospective growth analysis

[Denys J. Loeffelbein](#), Maximilian Roth, Florian D. Grill, Fabienna Mittermeier, Klaus-Dietrich Wolff, Lucas M. Ritschl
Germany

11:12 - 11:18

Analysis Of Nasolabial Symmetry After Reconstructive Surgery Of Unilateral Cleft Lip

[Csilla Nagy](#)¹, [Lies Pottel](#)², [Gwen Swennen](#)², [Krisztian Nagy](#)¹
¹. Hungary
². Belgium

11:18 - 11:24

Macrostomia review: the cambridge experience

[Gareth Nugent](#), Ana Otero Rico, Kanwalraj Moar
United Kingdom

11:24 - 11:30

Use of bozola myomucosal flap for closing moderate and large palatal defects in patients with cleft palate

[Zoran Pesic](#), [Andrija Cosic](#), [Ivana Djokic](#), [Milos Zarev](#)
Serbia

11:30 - 11:36

Facilitating CAD/CAM-NAM - automated generation of nasoalveolar molding plates using additive manufacturing

[Florian Grill](#), [Lucas Ritschl](#), [Andrea Rau](#), [Klaus-Dietrich Wolff](#), [Denys Loeffelbein](#)
Germany

11:36 - 11:42

Assessment of neurological disorders and rare intracranial anomalies associated with cleft lip and palate

[Arda Kucukguven](#), [Mert Calis](#), [Haluk Topaloglu](#), [Figen Ozgur](#)
Turkey

11:42 - 11:48

Intrinsic predictor analysis for fistula formation after muscle repair using intravelar veloplasty in primary cleft palate

[Tae-Suk Oh](#), [Changryul Yi](#)
South Korea

11:48 - 11:54

Bone regeneration using composite non-demineralized xenogenic dentin with beta-tricalcium phosphate in experimental alveolar cleft repair in a rabbit model

[Mohammad Kamal](#)¹, [Lars Andersson](#)², [Alexander Bartella](#)¹, [Frank Hölzle](#)¹, [Peter Kessler](#)³, [Bernd Lethaus](#)¹

¹. Germany

². Kuwait

³. The Netherlands

11:54 - 12:00

Morphofunctional repair of cleft palate - primary and secondary

[Srinivas Reddy Gosla](#)

India

12:00 - 12:06

Optimizing tooth transplantation with innovative technologies - application for complex situations In CLP Patients

[Johannes Josef Kutenberger](#)

Switzerland

12:06 - 12:12

Resonance outcomes of orticochea pharyngoplasty for velopharyngeal insufficiency

[Seung Min Michael Nam](#), [Eun Soo Park](#), [Yong Bae Kim](#), [Sang Hun Kim](#)
South Korea

12:12 - 12:18

Facial injections of hyaluronic acid-based fillers for malformations. preliminary study regarding scar tissue improvement and cosmetic betterment

[Cécilia Neiva Vaz](#), [Gerald Franchi](#), [Marie-Paule Vazquez](#), [Arnaud Picard](#)
France



24th EACMFS CONGRESS

18-21 September 2018
MUNICH - GERMANY

SCIENTIFIC PROGRAM · WEDNESDAY 19 SEPTEMBER

12:18 - 12:24

Facial phenotypes of branchio-oculo-facial syndrome

CECILIA Neiva Vaz, Eva Galliani, Veronique Soupre, Marie-Paule Vazquez, Arnaud Picard
France

12:24 - 12:30

State of the art in primary cleft lip and palate surgery

Andi Setiawan Budihardja
Indonesia

12:30 - 12:36

The mucosa of the oblique vomer lacks specific signs of nasal mucosa

Andreas Albert Mueller, Jeannette Astrid Von Jackowski, Benito Benitez, Elisabeth Bruder
Switzerland

FREE PAPERS

RECONSTRUCTION IV

HOLIDAY INN 1 · 10:30 - 13:00

*Chairmen: Alexander Gaggl - Gwen Swennen -
Julia Katharina Kansy*

10:30 - 10:36

Facial muscles morphometries in MRI : Zygomatic major muscle in healthy volunteers and facial palsy patients

Amandine Algrin, Stéphanie Dakpé, Matthieu Olivetto, Jean-Marc Constans, Sylvie Testelin, Bernard Devauchelle
France

10:36 - 10:42

Cranio-orbital tumor resection and CAD/CAM Reconstruction: "One-Step" Technique

Massimo Bassi, Sara Amadori, Vincenzo Antonelli, Alessia Tomassini, Angelo Campobassi, Luigino Tosatto
Italy

10:42 - 10:48

Radial forearm flap donor - site closing techniques - our experience

Ladislav Czako, Branislav Gális, Dušan Hirjak, Kristian Simko, Štefan Zmeko
Slovakia

10:48 - 10:54

Is the donor site morbidity a real issue in selecting a specific donor site in maxillo - mandibular reconstruction? comparison between DCIA flap and fibula flap

Marco Della Monaca, Andrea Battisti, Resi Pucci, Davide Spadoni, Ingrid Raponi, Valentino Valentini
Italy

10:54 - 11:00

Free-flap microsurgical reconstruction in children with head and neck tumors

Nikolay Grachev, Natalia Babaskina, Igor Vorozhtsov, Margarita Kalinina, Georgiy Polev
Russia

11:00 - 11:06

Three-dimensional computer planning for the silent sinus syndrome (SSS), that great unknown.

Ismael Méndez Del Río, Alvaro García-Rozado, Beatriz Patiño, Ramón Luaces, David Neagu, Jose Luis López-Cedrún
Spain

11:06 - 11:12

Individual CAD/CAM design of mandibular reconstruction plates to avoid the extraoral approach

Oliver C Thiele, Leonore Gmelin, Boris Mayer, Isabel M Nolte, Andreas Sakkas, Robert A Mischkowski
Germany

11:12 - 11:18

Reconstruction of extensive mandibular defects using free non-vascularized iliac crest bone graft more than 8cm long.

Arthur N. Kondrat, Anna E. Airapetyan, Oleg B. Kulakov
Russia

11:18 - 11:24

Complex skull base reconstruction with polyetheretherketone (PEEK): A 'PEEK' from the past, to the future

Richard Cobb, Christoph Huppa, Robert Bentley
United Kingdom

11:24 - 11:30

Outcomes following pharyngolaryngectomy reconstruction with free tissue transfer – 13-year single unit experience

Syed A Ahad
United Kingdom

11:30 - 11:36

Treatment of patients with jaw osteoradionecrosis.

Elena Verbo, Alexander Kraytor, Sergey Butsan, Alexander Nerobeev, Tatiana Brailovskaya, Mikchail Chernenkiy
Russia

11:36 - 11:42

Objective and quantitative analysis of facial paralysis based on motion capture (SiMoVi - FaceMoCap Project)

Matthieu Olivetto, Khalil Ben Mansour, François Régis Sarhan, Emilien Colin, Frédéric Marin, Stéphanie Dakpé
France

11:42 - 11:48

DCIA Flaps in ORO – Mandibular reconstruction: surgical tips for ideal reconstruction

Marco Della Monaca, Andrea Battisti, Paolo Priore, Gian Marco Prucher, Valeria Bracciolini, Valentino Valentini
Italy

11:48 - 11:54

Locally advanced oral cavity and oropharyngeal squamous cell carcinoma, resection, reconstruction and pitfalls in surgery

Sasa Lovic, Srbojub Stosic, Igor Obradovic, Nikola Ostojic
Serbia

11:54 - 12:00

BRONJ and oral squamous cell carcinoma: similar aspect, different treatment

Edoardo Coiante, Valentina Terenzi, Davide Spadoni, Angelina Pernazza, Carlo Della Rocca, Valentino Valentini
Italy



24th EACMFS CONGRESS

18-21 September 2018
MUNICH - GERMANY



SCIENTIFIC PROGRAM · WEDNESDAY 19 SEPTEMBER

12:00 - 12:06

Maxillo-mandibular reconstruction in pediatric patients: how to do it?

Ingrid Raponi, Valentina Terenzi, Giorgio Barbera, Luigi Califano, Giovanni Dell'Aversana Orabona, Valentino Valentini
Italy

12:06 - 12:12

Fat grafting as a viable option for the treatment of sequelae of head and neck cancer

Jorge Masià, Alberto Arechi, Jorge Pamiás, Javier Gutiérrez, Coro Bescós
Spain

12:12 - 12:18

Oral functioning after maxillectomy, a comparative study between 3D-Planned Free Fibula Flaps And Obturator Prostheses.

Reilly Jeremy De Groot¹, Jana Rieger², Richelle Chuka², Matthias A.w. Merckx¹, Antoine J.w.p. Rosenberg¹, Caroline M Speksnijder¹

¹. The Netherlands

². Canada

12:18 - 12:24

Subjective and objective evaluation of appearance of head and neck cancer patients following microsurgical reconstruction

Katinka Kansy, Jürgen Hoffmann, Kolja Freier, Christian Mertens, Christian Freudlsperger, Michael Engel
Germany

12:24 - 12:30

Comparison of calcium phosphate cement with an all-in-one cranial harvesting guiding template and reconstruction patient-specific implant: a randomized controlled trial

Brecht De Cuyper, Tamás Würsching, Johan Abeloos, Joke De Ceulaer, Gwen Swennen, Nathalie Neyt
Belgium

12:30 - 12:36

Deep circumflex iliac artery perforator flap with iliac crest for oromandibular reconstruction

Lei Zheng, Jie Zhang, Xiao-Ming Lv
China

12:36 - 12:42

Application of the deep circumflex iliac perforator fascial flap with iliac crest for the reconstruction of mandibular defect

Xiao Ming Lyu, Jie Zhang, Lei Zheng
China

SYMPOSIUM

INDIVIDUAL IMPLANTS IN MAXILLOFACIAL SURGERY

HOLIDAY INN 2 · 10:30 - 12:30

Moderator: Nils-Claudius Bernhard Gellrich (Germany)

10:30 - 10:40

Introduction

Nils-Claudius Bernhard Gellrich (Germany)

10:40 - 10:55

Orthognathic surgery

Alexander Schramm (Germany)

10:55 - 11:10

Customization of implants and resource-oriented effectiveness: How does it match?

Satyesh Chimanlal Parmar (UK)

11:10 - 11:25

Individual implants in mandibular reconstruction

Frank Bernd Wilde (Germany)

11:25 - 11:40

Complex posttraumatic secondary reconstruction: the surgical challenge

Nils-Claudius Bernhard Gellrich (Germany)

11:40 - 12:00

Cranial reconstruction: How did it profit from digitalization?

Majeed Rana (Germany)

12:00 - 12:20

Temporomandibular joint reconstructive surgery

Rüdiger M. Zimmerer (Germany)

MASTERCLASS

MY FAVOURITE FLAPS TO COVER FACIAL DEFECTS

HOLIDAY INN 3 · 10:30 - 11:30

Velupillai Ilankovan (UK)

E-POSTER PRESENTATION SESSION II

HOLIDAY INN 8 · 10:30 - 12:30

Chairmen: Joseph Jeromy Sacco - Philipp Streckbein

10:30 - 10:32

Feasibility of high-dose-rate brachytherapy combined with surgical resection and microvascular reconstruction by two flaps (ALT+DCIA) as a salvage treatment of advanced high grade mucoepidermoid carcinoma of the submandibular gland

Grazyna Wyszynska-Pawelec, Marta Urbanska-Gasiorowska, Michal Gontarz, Andrzej Pawelec, Pawel Maleta, Jan Zapala
Poland

10:32 - 10:34

Maxillofacial non-hodgkin's lymphoma: clinical and histological presentation

Emre Cengelli, Hüseyin Koca, Candan Efeoglu, Turgay Seckin
Turkey

10:34 - 10:36

Hemangiopericytoma of the jaws

João Ferreira Barros, Isabel Cruz Amado, Leonor Aurélio Barroso, Sandra Ferreira Gonçalves, João Melo Carreiro, Inês Oliveira Santos
Portugal



24th EACMFS CONGRESS

18-21 September 2018
MUNICH - GERMANY

SCIENTIFIC PROGRAM · WEDNESDAY 19 SEPTEMBER

10:36 - 10:38

Gastric carcinoma metastases to the pharyngeal tonsil – case report

Dawid Zagacki, Dariusz Kaczmarczyk, Marcin Jaroslaw Kubiak, Marcin Braun, Alina Morawiec-Sztandera
Poland

10:38 - 10:40

Extranodal lymphoma coexisting with warthin's tumor – case report

Dawid Zagacki, Dariusz Kaczmarczyk, Marcin Jaroslaw Kubiak, Marcin Braun, Alina Morawiec-Sztandera
Poland

10:40 - 10:42

Diagnostic value Of PET-CT examination in waldeyer's ring lymphoma recurrence suspicion

Dawid Zagacki, Dariusz Kaczmarczyk, Marcin Jaroslaw Kubiak, Marcin Braun, Alina Morawiec-Sztandera
Poland

10:42 - 10:44

Pleomorphic adenoma of the lacrimal gland - a case report

Silvia Rodrigues Dionisio, Eduardo Ventura, Ângela Ferreira, Rute Saleiro, Hugo Marques, Carlos Monteiro
Portugal

10:44 - 10:46

Central odontogenic fibroma combined with central giant cell lesion of the mandible. (Case Report)

Ahmed Fathi Alomar
Saudi Arabia

10:46 - 10:48

A novel prognostic model for tongue squamous cell carcinoma based on the characteristics of tumour and its microenvironment: IBD score

Xiqiang / Liu
China

10:48 - 10:50

Ewing sarcoma of the mandible: the significance of multidisciplinary approach and planning for the treatment of childhood sarcomas

Nadia Theologie-Lygidakis, Vassilios Papadakis, Panagiota Giamarelou, Aikaterini Alexopoulou, Sophia Polychronopoulou, Nikolaos Papadogeorgakis
Greece

10:50 - 10:52

Carcinoma of vermilion border. independent entity or carcinoma of mucous membrane or skin? 30 years of population-based, specialty- based and clinic-based analyzes

Lutz Tischendorf
Germany

10:52 - 10:54

Mice model of tongue squamous cell carcinoma

Pierre Haen, Jeremy Gag e, Emilie Escobar, Emeric Carbonnel, Sophie Laversanne
Metropolitan

10:54 - 10:56

Rare case of epstein-barr virus positive mucocutaneous ulcer

Olutusen A Onafowokan, Elizabeth Gruber, William Rodgers
United Kingdom

10:56 - 10:58

Medical expenses of hospitalized patients with hepatocarcinoma cells (HCC) Covered by national health insurance (NHI) from cancer identification to death

Yu Hua Yan
Taiwan

10:58 - 11:00

The analysis of factors associated with medical expenses of hospitalized cancer patients covered by national health insurance (NHI) before patient's death

Yu Hua Yan, Yu Li Lan, Liang Hsi Kung
Taiwan

11:00 - 11:02

A tie-over hemostatic technique in emergency department for repeated episodes of intraoral hemorrhage after dentoalveolar operations: a 3-year clinical experience.

Ioannis Papadiochos, Paschalis Strantzias, Dimitra Trikka, Stravros Evangelos Sarivalasis, Aikaterini Derila, Vasileios Petsinis
Greece

11:02 - 11:04

Osteo what?

Francisco Hernandez Altemir, Sof a Hernandez Montero, Susana Hern andez Montero, Elena Hernandez Montero
Spain

11:04 - 11:06

Calcifying odontogenic cysts- a 13-year experience of a single maxillofacial unit in the UK and a literature review

Montey Garg, Shradha Patel, Anwer Abdullakutty, Aakash Gulati, Brian Bisase, A W Barrett
United Kingdom

11:06 - 11:08

Infection of reminescent parotid duct

Juliana Medeiros Almeida, Pedro Cabe a Santos, Maria Jo o Sobreira, Tiago Fonseca, Jo o Correia Pinto
Portugal

11:08 - 11:10

Ludwig's angina – two early diagnosed clinical cases.

Francisco Azevedo Azevedo Coutinho, Tiago Cruz Nogueira, Rafaela Vaz, Rita Costa Martins, Catarina Fraga, Nuno Santos Gil
Portugal

11:10 - 11:12

Autologous dentine as biomaterial for socket preservation and guided osseous regeneration: preliminary clinic and radiologic study in 15 patients

Samuel Esp as Alonso, Pablo Montes Fern andez-Micheltoarena, Ignacio Navarro Cu ellar, Carlos Navarro Cu ellar, Jose Ignacio Salmeron Escobar, Salvador Alonso P erez
Spain



24th EACMFS CONGRESS

18-21 September 2018
MUNICH - GERMANY



SCIENTIFIC PROGRAM · WEDNESDAY 19 SEPTEMBER

11:12 - 11:14

Soft tissue perineurioma of the tongue: a rare case report

Tiago Cruz Nogueira, Tiago Fonseca

Portugal

11:14 - 11:16

Gorlin-Goltz Syndrome - Clinical Case And Review.

Henrique Messias, João Afonso Martins, Natacha Oliveira, Yashad

Mussa, Francisco Proença

Portugal

11:16 - 11:18

Dental implants in growing patients, when to do it?

Álvaro Damián Moreiras Sánchez, Mercedes Martín Martín, Elena

Gómez García, Jesús Manuel Muñoz Caro, Jorge Noguera Tomás,

Miguel Burgueño García

Spain

11:18 - 11:20

Trichorhinophalangeal syndrome type i (giedion syndrome): a case report with literature review

Canseda Avag, Selen Adiloglu, Murat Akkocaoglu

Turkey

11:20 - 11:22

Long term infection of impacted inverted third molar at ramus

Ezgi Ergezen Ozasir, Selen Adiloglu, Basak Yilmaz, Alper Aktas

Turkey

11:22 - 11:24

Long-term outcomes of osseointegrated dental implants in oncologic patients reconstructed with fibula free flaps

Agnese Ferri, Gerardo Pellegrino, Achille Tarsitano, Giuseppe

Corinaldesi, Claudio Marchetti

Italy

11:24 - 11:26

Subcutaneous emphysema arising out of lower third molar surgery: case report

Hernando Valentim Rocha Junior, Mariana Silva Campos, Emmanuel

Pereira Escudeiro

Brazil

11:26 - 11:28

Oral spindle cell lipoma occurring in the retromolar region: an unusual location of oral lipomatous neoplasm

Chie Yanai, Midori Matsuno, Maki Aso, Hirofumi Shoji, Takuo Henmi,

Hisao Yagishita

Japan

11:28 - 11:30

Conservative treatment for an aggressive ameloblastic fibroma in an 11 year old child

María Del Carmen Navas - Aparicio

Costa Rica

11:30 - 11:32

Foregut duplication cyst in the floor of the mouth- a rare presentation

Joanne Turner, Ojas Krishnan, Lachlan Carter

United Kingdom

11:32 - 11:34

Blue naevus in the floor of mouth

Ghaly Adly Ghaly, Shadaab Shadaab

United Kingdom

11:34 - 11:36

Intraoperative computed tomography in cases of maxillary sinus foreign bodies

Andrey Il'ich Yaremenko, Sergey Anatol'Evich Karpishchenko, Anna

Anatol'Evna Zubareva, Elizaveta Victorovna Bolozneva, Olga Andreevna

Stancheva, Elena Sergeevna Karpishchenko

Russia

11:36 - 11:38

Treatment patients with odontogenic cysts

Lyudmila Shamaeva, Kirill Polyakov, Igor Cherkesov, Sergei

Shamaev, Pavel Petruk, Anastasia Lukyanova

Russia

11:38 - 11:40

Improving the aesthetic result: surgical excision of a large submental dermoid cyst via intra-oral approach

Julia Palmer, Jessica Blanchard, Leo Cheng

United Kingdom

11:40 - 11:42

Connective tissue grafts complications: great palatine artery pseudoaneurysms presenting as recurrent bleeding

Elena Salome Bullejos Martinez, Gema Arenas De Frutos, Enrique

Castro Reyes, Jose Ignacio Salmerón, Pablo Montes Fernández-

Michetorena, Manuel Alejandro Tousidonis Rial

Spain

11:42 - 11:44

Examine the application of nanotechnology in oral cancer

Yoshiko Iwasaki Miyoshi, Kazuhiro Izukuri, Nobuhisa Kubota

Japan

11:44 - 11:46

Bone augmentation performed with slm titanium mesh: a case report

Ayako Ochi, Nahoko Kato-Kogoe, Kayoko Yamamoto, Kazuya Inoue,

Shihoko Inui, Takaaki Ueno

Japan

11:46 - 11:48

Incidence and risk factors for oral-antral communication (oac) following planned exodontia in the OMFS department: a prospective descriptive study of current experience and practice

Sobie Akram, Alex Adams

United Kingdom

11:48 - 11:50

Cell analysis evaluation of osseointegration in two different surfaces of titanium implants placed in bone defects with and without biomaterial: gene expression preliminary results

Guilherme Dos Santos Trento, Valfrido Antônio Pereira Filho, Jaqueline

Suemi Hassumi, Rubens Spin-Neto, Ana Paula Farnezi Bassi, Roberta

Okamoto

Brazil



24th EACMFS CONGRESS

18-21 September 2018
MUNICH - GERMANY

SCIENTIFIC PROGRAM · WEDNESDAY 19 SEPTEMBER

11:50 - 11:52

Evaluation of osseointegration in two different surfaces of titanium implants placed in bone defects: micro-ct preliminary results

Valfrido Antônio Pereira Filho, Guilherme Dos Santos Trento, Erik Neiva Ribeiro Carvalho Reis, Rubens Spin-Neto, Roberta Okamoto, Ana Paula Farnezi Bassi
Brazil

11:52 - 11:54

Follow up of the maxillary sinus after surgical treatment

Algen Isufi, Irina Isufi, Ramazan Isufi
Albania

11:54 - 11:56

Prebent Plates For Horizontal Setback Genioplasty

George Markose, Richard Mark Graham, Owais Khattak
United Kingdom

11:56 - 11:58

Application of a multidisciplinary approach for a case of severe hypodontia associated with skeletal and dental Malocclusion.

Rosalind Ingrid Jennings, Nigel Taylor, Ben Gurney, Nicholas Lewis
United Kingdom

11:58 - 12:00

Analysis Of 2D Planar images based on cranium CBCT for planning complex treatment of patients with asymmetrical dentofacial deformities.

Arthur N. Kondrat, Anna A. Airapetyan, Oleg B. Kulakov, Sergey Y. Yumatov
Russia

12:00 - 12:02

Surgically assisted rapid maxillary expansion – a new way?

Inês Santos, David Sanz, João Barros, Maria Rodrigues, Diana Breda, Isabel Amado
Portugal

12:02 - 12:04

Nasal morphologic changes in japanese patients after le fort i osteotomy: relevance to bone position

Yuri Katsumata, Kiwako Izumi, Yoko Inoue, Kanako Sudo, Katsuyuki Nagashima, Tetsuro Ikebe
Japan

12:04 - 12:06

Unilateral sagittal split osteotomy in managing mandibular asymmetries

Christine Pretzl, Sima Jannati, Nayeem Ali
United Kingdom

12:06 - 12:08

Application of computer navigation system in orthognatic surgery

Petr Mitroshenkov, Aleksey Drobyshev, Vladimir Mikhaylyukov
Russia

12:08 - 12:10

Is there any relation between otitis media and orthognathic surgery?: a review study

Parichehr Zarean¹, Paridokht Zarean²
Iran

12:10 - 12:12

Does surgery-first approach get better outcomes in orthognathic surgery? a systematic review and meta-analysis

Le Yang, Yu-Dong Xiao, Yu-Jie Liang, Xi Wang, Jing-Yuan Li, Gui-Qing Liao
China

12:12 - 12:14

The application of the index of orthognathic functional treatment need (IOFTN) in patients seeking orthognathic surgery

Irina Isufi¹, Algen Isufi², Ramazan Isufi³
Albania

12:14 - 12:16

Assessment of adipose tissue derived mesenchymal stem cells angiogenic and osteogenic potential under the influence of prolyl hydroxylase inhibitors

Ahmed Gamal Abushahba, Arjen Gebraad, Bettina Mannerström, Riitta Seppänen Kajiansinkko
Finland

12:16 - 12:18

Medical record keeping standards. how can we improve?

Nikolaos Fanaras, Panagiotis Kamperidis
United Kingdom

12:18 - 12:20

Reconstrucion of liposarcoma resection defect with a made-to-measure polyethylene prothesis using three-dimensional digital technology

Josué - Hernandez, Francisco Javier Martín, Pedro - Martínez-Seijas, David - López-Vaquero, Ainhoa - Bidaguren, Amaya Izarne Vicuña
Spain

12:20 - 12:22

Treatment of facial atrophic scar with combination of autologous fat graft plus platelet rich plasma and dermabrasion - case Report

Henrique Messias, Ivan Beleca, Paulo Coelho
Portugal

12:22 - 12:24

Severe maxillary atrophy treated with iliac bone graft and sinus augmentation - a clinical case and literature review

Henrique Messias, Daniel Sousa, Bruno Santos Gomes, Rui Patarello
Portugal

12:24 - 12:26

Allodynia Of Patients With Iatrogenic Lingual Nerve Disorder Following Lingual Nerve Repair

Yukari Shintani, Takashi Nakanishi, Shigeyuki Fujita
Japan

12:26 - 12:28

Use Of Straight-Blade Ultrasonic Scalpels Along With Splint-Guides For Fibula Modelling In Mandibular Microvascular Reconstruction

Rafael Martin-Granizo, Nestor Naranjo, Laura Colorado, Farzin Falahat, Aranzazu Gonzalez-Corchon, Manuel De Pedro
Spain



24th EACMFS CONGRESS

18-21 September 2018
MUNICH - GERMANY



SCIENTIFIC PROGRAM · WEDNESDAY 19 SEPTEMBER

12:28 - 12:30

Minimal Access Anterior Strip Craniectomy And Helmet Therapy Preferentially Expands The Posterior More Than The Anterior Cranial Vault In Apert Patient With Bicoronal Craniosynostosis

Navid Pourtaheri, Anand R Kumar
United States

KEYNOTE

FACIAL RECONSTRUCTION USING FREE FLAPS

CARL-ORFF · 11:15 - 12:00

Eduardo Dejesús Rodríguez (United States)

GUEST SOCIETY

IBRA MEETS EACMFS AND ESTMJS I+II - GUEST SOCIETY

CARL AMERY HALL: 11:50 - 13:00

Moderators: *Andreas Michael Neff (Germany)*
Christophe Meyer (France)
Edward Ellis (USA)

11:50 - 12:02

Condylar head fractures: why and how to treat non-surgically in the future

Joel Ferri (France)

12:02 - 12:14

Condylar head fractures: why and how to treat surgically in the future

Andreas Michael Neff (Germany)

12:14 - 12:40

Panel discussion

Christophe Meyer (France)

Edward Ellis (USA)

Dusan Michal Hirjak (Slovakia)

Johannes Kleinheinz (Germany)

Andreas Kolk (Germany)

Niall M H Mcleod (UK)

Andreas Michael Neff (Germany)

KEYNOTE

FREE FLAP TRANSFER: ADVANCED TECHNIQUES, NEW OPTIONS

CARL-ORFF · 12:00 - 12:45

Moderator: *Ian Martin*

Klaus Dietrich Wolff (Germany)

MASTERCLASS

HOW TO PREFABRICATE HARD TISSUES FOR THE RECONSTRUCTION OF THE CRANIOFACIAL SKELETON
HOLIDAY INN 3 · 12:00 - 13:00

Jörg Wilfang (Germany)

GUEST SOCIETY

HKAOMS: A DIGITAL ERA OF ORAL AND MAXILLOFACIAL SURGERY - GUEST SOCIETY

CARL-ORFF · 14:00 - 15:30

Moderator: *Nabil Samman (Hong Kong)*

14:00 - 14:20

Digital oral and Maxillofacial Surgery, from minor to major

Alfred Sze Lok Lau (Hong Kong)

14:20 - 14:40

Zygomatic implant, free hand or guided

James Kwok-fai Chow (Hong Kong)

14:40 - 15:00

Three-Dimensional Evaluation of Mandibular Asymmetry: A New Classification and the Implication of Management

Mike Yiu Yan Leung (Hong Kong)

15:00 - 15:20

3D printed patient specific titanium plate in head and neck reconstruction: How accurate can it be?

Richard Yuxiong Su (Hong Kong)

GUEST SOCIETY

GUEST SOCIETY AOMSI - GUEST SOCIETY

BLACK BOX · 14:00 - 15:30

Moderators: *Moni Abraham Kuriakose (India)*

Sanjiv Chandrasekharan Nair (India)

14:00 - 14:10

Evolution of OMFS in India and training opportunities

Krishnamurthy Bonanthaya (India)

14:10 - 14:20

Downstaging Oral cancer- Indian experience

Sanjiv Chandrasekharan Nair (India)

14:20 - 14:30

Management of pre Maxilla in bilateral. Cleft our Experience

Mustafa Khader (India)

14:30 - 14:40

Presentation of Trauma how different in India

Kannan Balaraman (India)

14:40 - 14:50

TMJ - Indian scenario how it is changing

Divya Prof Mehrotra (India)

14:50 - 15:00

Is Oral sub mucous fibrosis a disease of Asian continent

Nitin Dharampal Bhola (India)

15:00 - 15:10

Orthognathic surgery Indian scenario our learning curve

Ashok Dabir (India)

15:10 - 15:20

Burden of cleft care in India and how we managed

Srinivas Reddy Gosla (India)



24th EACMFS CONGRESS

18-21 September 2018
MUNICH - GERMANY

SCIENTIFIC PROGRAM · WEDNESDAY 19 SEPTEMBER

GUEST SOCIETY

TAOMS - Guest Society

KONZERTSAAL · 14:00 - 15:30

Moderator: Ergun Yücel (Turkey)

14:00 - 14:20

Dentofacial deformity management related to age

Sina Uckan (Turkey)

14:20 - 14:40

Dentofacial deformities related to vertical dimension problems

Mustafa Sancar Atac (Turkey)

14:40 - 15:00

Current management of TMJ Ankylosis

Sirmahan Cakarer (Turkey)

15:00 - 15:20

Mandibular rotations in orthognathic surgery

Erdem Kilic (Turkey)

GUEST SOCIETY

IBRA MEETS EACMFS AND ESTMJS III - GUEST SOCIETY

CARL AMERY HALL · 14:00 - 15:30

Moderators: Andreas Michael Neff (Germany)

Christophe Meyer (France)

Edward Ellis (USA)

14:00 - 14:08

The intraoral approach: indications, limitations and complication rates

Gunter Lauer (Germany)

14:08 - 14:16

The high submandibular/angular approach: indications, limitations and complication rates

Christophe Meyer (France)

14:16 - 14:24

The retromandibular infraparotid and transparotid approaches: indications, limitations and complication rates

Johannes Kleinheinz (Germany)

14:24 - 14:32

The anteroparotid transmasseteric approach: indications, limitations and complication rates

Giacomo Colletti (Italy)

14:32 - 14:40

Pre- and retroauricular approaches: indications, limitations and complication rates

Andreas Michael Neff (Germany)

14:40 - 15:10

Panel discussion

Giacomo Colletti (Italy)

Edward Ellis (USA)

Dusan Michal Hirjak (Slovakia)

Johannes Kleinheinz (Germany)

Andreas Kolk (Germany)

Gunter Lauer (Germany)

Christophe Meyer (France)

Niall M H Mcleod (UK)

FREE PAPERS

AESTHETIC / COSMETIC / DERMATOLOGICAL AND SKIN SURGERY

CHORPROBENSAAL · 14:00 - 16:30

*Chairmen: Markus Nieberler - Mr Ilankovan -
Barbara Joelle Hersant*

14:00 - 14:06

Nnanofat for facial rejuvenation: a new tool in facial aesthetic surgery

Barbara Joelle Hersant, Romain Andre Bosc, Laurent Romain Ganry, Robin Laurent Ruiz, Jean Paul Jean Paul Meningaud
France

14:06 - 14:12

Merkel cell carcinoma: review of current recommendations for diagnosis and treatment and case report

Rishi Pandya
United Kingdom

14:12 - 14:18

Changes seen in the elder human face

Niels Christian Pausch, Dirk Halama, Jens März
Germany

14:18 - 14:24

The alar rim reinforcement for external valve reconstruction

Nima Moharamnejad¹, Behnam Bohluji², Mohammad Bayat³

¹. Turkey

². Canada

³. Iran

14:24 - 14:30

Lasers and acne: treatment from active acne to scars

Pedro Alberto Santos¹, Pedro Cabeça Santos¹, César Arroyo²

¹. Portugal

². Spain

14:30 - 14:36

New concept of fat injection: cell-assisted lipotransfer

Nima Moharamnejad¹, Behnam Bohluji²

¹. Turkey

². Canada

14:36 - 14:42

Halofuginone: a new perspective for keloid therapy?

Pierre Marty, Brice Chatelain, Sami Ibazizen, Thomas Lhioreau, Christophe Meyer, Gwenal Rolin
France



24th EACMFS CONGRESS

18-21 September 2018
MUNICH - GERMANY



SCIENTIFIC PROGRAM · WEDNESDAY 19 SEPTEMBER

14:42 - 14:48

Comparison of intraoperative procedures for isolation of stromal vascular fraction of adipose tissue for regenerative purposes:

a systematic review

Aartje Jorien Tuin, Joris Anton Van Dongen, Maroesjka Spiekman, Johan Jansma, Berend Van Der Lei, Martin Conrad Harmsen
The Netherlands

14:48 - 14:54

Features of the morphological structure and surgical treatment of congenital large and giant melanocytic nevi of the maxillofacial region in children

Anna Sergeevna Usoltseva, Alexey Georgievich Baidurashvili, Yulia Vladimirovna Stepanova, Margarita Sergeevna Tsyplakova
Russia

14:54 - 15:00

A prospective analysis of high risk cutaneous squamous cell carcinomas (CSCC) of the head and neck

Omar Ferhan Yaqoob, Marco Dalle Carbonare, Prakash Promod, Deepak Komath
United Kingdom

15:00 - 15:06

Management of maxillofacial vascular lesions using a potassium titanyl phosphate(ktp) laser: a review of 25 Cases

Conor M. Bowe, Jessica N Lau, Michael C Bater
United Kingdom

15:06 - 15:12

CT-Based volumetric analysis of injected fat: a new prospective for aesthetic outcome evaluation.

Andrea Lazzarotto, Leonardo Franz, Massimo Robiony
Italy

15:12 - 15:18

Workflow: three-dimensional navigation in a monobloc rhinoplasty of the deviated nose, with piezotome.

Yasmin Opdenakker, Robin Willaert, Hubert Vermeersch
Belgium

15:18 - 15:24

Familial aggregation of plastic surgical procedures

Andrew T Timberlake, Derek M Steinbacher
United States

15:24 - 15:30

Anatomical review of facial aesthetic units and the use of fillers in maxillo-facial surgery, two methods compared

Luciano Catalfamo, Enrico Nastro Siniscalchi, Fausto Rispoli, Alessandro Calvo, Marco Ciccù
Italy

15:30 - 15:36

Part one: scalp augmentation with autologous rectus fascia. a new technique for improving long-term scalp durability in cranioplasty reconstruction

Amir Y Wolff, Gabriel F Santiago, Judy Huang, Chad R Gordon
United States

15:36 - 15:42

Simultaneous multidisciplinary treatment of the maxillofacial deformities

Maciej Jagielak, Aleksandra Jagielak, Anna Jagielak, Pawel Rogus, Mansur Rahnama
Poland

15:42 - 15:48

Sectioned images and 3d models of a cadaver head with reference to dermal filler injection

Bong Chul Kim, Dong Sun Shin, Jun Lee, Hun Jun Lim
South Korea

15:48 - 15:54

Three-dimensional imaging in rhinoplasty: a comparison of the simulated versus actual Result

Sarah Merriman Persing, Andrew Timberlake, Sarika Madari, Derek Steinbacher
United States

15:54 - 16:00

Periorbital Rejuvenation With The Use Of Fat Transfer

Neophytos Christodoulos Demetriades¹, Dilip D Madhani²

¹. Cyprus

². United States

16:00 - 16:06

Is hair restoration for male pattern baldness a life-long successful result. critical analysis of 3 reviewed cases 20 years after the initial treatment.

Montacer Bouzaïene.m

Tunisia

16:06 - 16:12

Sectioned images and surface models of a cadaver head with reference to botulinum neurotoxin injection

Bong Chul Kim, Dong Sun Shin, Youngjoo Shim
South Korea

16:12 - 16:18

A considered, combined approach to the wide local excision, reconstruction and sentinel node biopsy in patients with head and neck melanoma

Daniel Richard Van Gijn, Ben Gurney, Carrie Newlands
United Kingdom

16:18 - 16:24

A Novel technique for aesthetic rejuvenation of the temporal region in patients following craniofacial trauma and surgery: the combined acellular dermal matrix with injectable filler "Ravioli" technique

Dr Libor Brezina, Prof Simon B Holmes, Dr Lifong Zou, Mr James Barber, Mr John St J Blythe
United Kingdom



24th EACMFS CONGRESS

18-21 September 2018
MUNICH - GERMANY

SCIENTIFIC PROGRAM · WEDNESDAY 19 SEPTEMBER

FREE PAPERS

RECONSTRUCTION V

HOLIDAY INN 1 · 14:00 - 18:00

*Chairmen: John Weitz - Carl-Peter Cornelius -
Christophe F. Spaas*

14:00 - 14:06

Cortical bone resorption of fibular bone after maxillary reconstruction with vascularized free fibular flap: a study based on computed tomography images

Xiaofeng Shan
China

14:06 - 14:12

An evolution in practice: reducing morbidity and improving outcomes in head and neck surgery

Samuel Mattine
United Kingdom

14:12 - 14:18

Strategy for corrective rhinoplasty in acute nasal bone fracture

Cheol Heum Park, Yong Ha Kim, Tae Gon Kim, Gyu Jin Chung, Jae Won Kim

South Korea

14:18 - 14:24

Is lengthening temporalis myoplasty a good alternative to free muscle flap transfers? – clinical analysis based on a 4-case report

Cláudia Queirós Henriques, Sandra Ferreira, Teresa Lopes, João Carreiro, Mário Bento, Isabel Amado

Portugal

14:24 - 14:30

Functional outcomes in patients with oropharyngeal reconstruction with free tissue transfer

Raghav Kulkarni, Jenny Hunt, Konstantinos Karavidas, Prasad Kothari

United Kingdom

14:30 - 14:36

Free style proximal peroneal artery perforator flap: a new armamentarium in perforator flaps for head & neck reconstruction

Samuel Mattine
United Kingdom

14:36 - 14:42

Supermicrosurgery: The Next Frontier In Head And Neck Microvascular Reconstruction

Samuel Mattine
United Kingdom

14:42 - 14:48

Intraoral anastomosis of microvascular flaps to the facial vessels: our experience

Mauro Pau, Wallner Jürgen, Schwaiger Michael, Matthias Feichtinger, Zemann Wolfgang, Norbert Jakse

Austria

14:48 - 14:54

Virtual planning, 3D modelling and patient specific implant design in lower facial third microvascular reconstructions

Nikolay Yanev, Svetoslav Slavkov, Daniel Markov, Alexandrina Malinova, Simeon Georgiev, Paula Lozanova

Bulgaria

14:54 - 15:00

Influence of pre- and postoperative risk factors on the outcome of free flap transfer in oncologic head and neck surgery

Claudia Taube, Angelika Dirksen, Peter Sieg, Samer G. Hakim

Germany

15:00 - 15:06

Direct corneal neurotization for the treatment of severe neurotrophic keratitis: in vivo confocal microscopy study

Federico Bolognesi, Federico Biglioli, Giuseppe Giannaccare, Silvia Mariani, Emilio Campos, Claudio Marchetti

Italy

15:06 - 15:12

Nasal cartilage reconstruction using decellularized extracellular cartilage matrix: long-term comparison of subcutaneous and intranasal biocompatibility in a rabbit model

Achim Von Bomhard¹, Alexander Elsaesser¹, Ricarda Riepl¹, Katharina Pippich¹, Silke Schwarz², Nicole Rotter¹

¹. Germany

². Austria

15:12 - 15:18

Clinical application of posteromedial thigh profunda artery perforator flap in the reconstruction of oral and maxillofacial defects

Yan - Shi, Lei - Zheng

China

15:18 - 15:24

Novel application of the clavien-dindo classification system and the comprehensive complications index® in microvascular free tissue transfer to the head and neck

Julian Jakob Ebner, Tarun Mehra, Thomas Gander, Harald Essig, Ksenija Slankamenac, Martin Lanzer

Switzerland

15:24 - 15:30

Sufficient, functional and economic the paradox phenomenon of the uncanny valley as quality standard in epithetics

Yvonne Jacqueline Motzkus, Kerstin Menzel, Max Heiland, Jan Dirk Raguse

Germany

15:30 - 15:36

A standard algorithm for reconstruction of scalp defects with simultaneous free flap raising

Jochen Weitz, Klaus-Dietrich Wolff, Bernhard Meyer, Ehab Shiban

Germany

15:36 - 15:42

the submental flap in oral and maxillofacial reconstruction

Tamara Norayrovna Ovsepiyan

Russia



24th EACMFS CONGRESS

18-21 September 2018
MUNICH - GERMANY



SCIENTIFIC PROGRAM · WEDNESDAY 19 SEPTEMBER

15:42 - 15:48

Extramaxillary zygomatic implants for maxillary prosthetic rehabilitation

Ori Of Blanc, Dekel Shilo, Omri Emodi, Adi Rachmiel

Israel

15:48 - 15:54

Is epithetic brand identity made stronger through design?

Yvonne Jacqueline Motzkus¹, Kerstin Menzel¹, Julie Snykers², Kristof Vaes², Max Heiland¹, Jan Dirk Raguse¹

¹. Germany

². Belgium

15:54 - 16:00

Lipofilling of the upper eyelid to improve eye closure in facial palsy patients: preliminary results

Fabiana Allevi¹, Filippo Tarabbia¹, Mahmoud Ahmed Soliman Mohammed², Margherita Dessy¹, Federico Biglioli¹

¹. Italy

². Egypt

16:00 - 16:06

Surgical treatment of synkinesis between smiling and eyelid closure

Fabiana Allevi¹, Filippo Tarabbia¹, Mahmoud Ahmed Soliman Mohammed², Marco Cucurullo¹, Federico Biglioli¹

¹. Italy

². Egypt

16:06 - 16:12

The association of dynamic and static technique in long-standing facial palsy patients: a preliminary study

Fabiana Allevi¹, Filippo Tarabbia¹, Mahmoud Ahmed Soliman Mohammed², Federica Giovanditto¹, Federico Biglioli¹

¹. Italy

². Egypt

16:12 - 16:18

The results of plastic and reconstructive operations in patients with oral cancer

Ilkhomidin Karimovich Niyazov¹, Sharafiddin Zukhurovich Khabibulaev², Dzhumaboy Rahmatovich Sanginov¹, Zarobuddin Zayniddinovich Barotov¹, Furqat Ismatovich Salimov¹

¹. Tajikistan

². Russia

16:18 - 16:24

Management of free flap failure in head and neck surgery : about 1807 free flaps

Alexandre Caula, Jean Francois Honart, Philippe Gorphe, Bernard Devauchelle, Sylvie Testelin, Julien Davrou

France

16:24 - 16:30

A new procedure assisted by digital techniques for secondary mandibular reconstruction with free fibula flap

Yao Yu, Xin Peng

China

16:30 - 16:36

Occlusion prioritized mandible reconstruction

Chenping Zhang

China

16:36 - 16:42

Application of lower limb perforator flap in reconstruction of oral and maxillofacial defects

Lei Zhang, ZHENG He, NA Xiao, FENG Xiao Shan, CHI Mao, GANG Zhi Cai

China

16:42 - 16:48

Low-Cost Virtual Surgical Planning Protocol With A Free Flap Positioning Guide For Mandibular Reconstruction

Christophe Spaas, Lies Pottel, Joke De Ceulaer, Johan Abeloos, Gwen Swennen

Belgium

16:48 - 16:54

Preoperative perforator localisation using handheld doppler, color duplex ultrasound and indocyanine green angiography

Andreas M. Fichter, Florian D. Grill, Achim Von Bomhard, Steffen Koerdrt, Klaus-Dietrich Wolff, Lucas M. Ritschl

Germany

16:54 - 17:00

Prediction of flap necrosis in cases of venous occlusion in the epigastric rat model using indocyanine green videoangiography

Lucas M. Ritschl, Leonard H. Schmidt, Andreas M. Fichter, Alexander Hapfelmeier, Klaus-Dietrich Wolff, Thomas Mücke

Germany

17:00 - 17:06

On site surgical planning and 3D printing using open-source software in cranio-maxillofacial surgery

Matthias Mottini, Konstantinos Katsoulis, Christian Wolf, Benoit Schaller

Switzerland

17:06 - 17:12

Gene therapy for bone defects in oral and maxillofacial surgery: a systematic review and meta-analysis of animal studies

Tamara Katharina Kakoschke, Riham Fliefel, Jan Kühnisch, Michael

Ehrenfeld, Sven Otto

Germany

17:12 - 17:18

Self-Made CAD/CAM-Guiding system for mandibular reconstruction: a showcase for technical description

Fabio Maglito, Vincenzo Abbate, Giovanni Dell'Aversana Orabona, Luigi Califano

Italy

17:18 - 17:24

Subclavicular island flap as reconstructive option for oral cavity cancers

Giuseppe Spinelli, Giuditta Mannelli, Francesco Arcuri, Tommaso Novara, Tommaso Agostini

Italy



24th EACMFS CONGRESS

18-21 September 2018
MUNICH - GERMANY

SCIENTIFIC PROGRAM · WEDNESDAY 19 SEPTEMBER

FREE PAPERS

ONCOLOGY III

HOLIDAY INN 2 · 14:00 - 18:00

Chairmen: Sven Otto - Andreas Kolk - Victoria Yaffe Gartsbein

14:00 - 14:06

An audit of enhanced recovery with integrated care assessment (ERICA) in head and neck cancer Surgery

Ayesha J Dalal, Andrew S McLennan

United Kingdom

14:06 - 14:12

Anatomy, prevalence and risk factors of local and regional recurrence of oral squamous cell carcinoma

Matthias Tröltzsch, Selgai Haidari, Markus Tröltzsch, Florian A Probst, Michael Ehrenfeld, Sven Otto

Germany

14:12 - 14:18

Prioritising Patient Related Factors Leading To The Retention Of Gastrostomy Tubes For Over One Year In Head And Neck Cancer

Andrew Bartram, Jim Higginson, Paula Savage, Sarah Penny, Mike Nugent, Vinidh Paleri

United Kingdom

14:18 - 14:24

The potential role of cytological resection bone margins analysis in head and neck squamous cell carcinomas: ICAB, ICICAB and thin prep cytology solution samples comparison and validation.

Giuditta Mannelli, Lara Valentina Comini, Caterina Fattori, Daniela Massi, Lorenzo Acciai, Giuseppe Spinelli

Italy

14:24 - 14:30

Diffusion Tensor Imaging (DTI) in head and neck oncology; a new method of virtual biopsy

Alessandro Calvo, Luciano Maria Catalfamo, Enrico Nastro Siniscalchi, Michele Runci, Alberto Cacciola, Demetrio Milardi

Italy

14:30 - 14:36

Social and sexual outcomes in patients under 40 years old after maxillofacial reconstructive surgery with osseous free flap for benign lesion of jaws

Laurent Ganry¹, Alexandra Stulz¹, Evan Busby², Rui Paulo Fernandes²

¹. France

². United States

14:36 - 14:42

Aggressive Odontogenic Myxoma Of The Maxilla: A Case Report

Alberto Benedetti, Vladimir Popovski, Antonio Kirkov, Aleksandar Iliev, Aleksandar Stamatovski

Former Yugoslav Republic of

14:42 - 14:48

Intraarterial chemoradiotherapy in advanced head and neck carcinoma: our experience in 48 patients

Alba Garcia Sevilla, Cristina Maza, Manuel Alejandro Tousidonis, Santiago Ochandiano, Carlos Navarro Cuellar, José Ignacio Salmerón Spain

14:48 - 14:54

Accessory parotid gland tumors: a 30-year experience at single institution

Matija Mamic, Ivica Luksic

Croatia

14:54 - 15:00

An experimental study on the antitumoral effects Of KI-21-3, a synthetic fragment of antimicrobial peptide LL-37, on oral squamous cell carcinoma

Aydin Gülses, Kaspar Torz, Henning Wieker, Nicolai Purcz, Jörg Wilfgang¹, Yahya Açil

Germany

15:00 - 15:06

Dentigerous Cyst transforms into mucoepidermoid carcinoma

Mohamed Ahmed Abdeldayem

Egypt

15:06 - 15:12

WITHDRAW

The evaluation of tumour depth of oral cancers using intra-oral ultrasound

Olivia Johnson King, Arpan Tahim, Susan Jawad, Zaid Sadiq

United Kingdom

15:12 - 15:18

Investigation of the synergistic effect of metformin and statin Combined with radiotherapy on head and neck squamous cell carcinoma control in an animal model

Kuan-Chou Charles Lin

Taiwan

15:18 - 15:24

Long term outcome comparison for pull-through technique and mandibular lip-split resection for ninety-one t4a tongue/floor of mouth cancer patients

Elliot Shih-Jung Cheng

Taiwan

15:24 - 15:30

Expression of ZNF582 And PAX1 genes in mouth rinse samples for normal, dysplastic and cancer patients

Hsin-Hui Peng, Shih-Jung Cheng, Chun-Pin Chiang

Taiwan

15:30 - 15:36

Expression Of AKR1B10 In Saliva Is A Promising Marker For Poor Prognosis In Human Oral Squamous Cell Carcinoma

Hui Hsin Ko

Taiwan

15:36 - 15:42

Pediatric Head And Neck Sarcoma- 10 Years Of Single Institution Results.

Tadej Dovsak, Vojko Didanovic

Slovenia



24th EACMFS CONGRESS

18-21 September 2018
MUNICH - GERMANY



SCIENTIFIC PROGRAM · WEDNESDAY 19 SEPTEMBER

15:42 - 15:48

Management of craniofacial fibrous dysplasia of children

Alexander Yurevich Kugushev, Andrey Vyacheslavovich Lopatin, Sergey Alexandrovich Yasonov

Russia

15:48 - 15:54

Herubism: clinical case of 8 years old child

Andrey Vyacheslavovich Lopatin, Alexander Yurievich Kugushev, Sergey Alexandrovich Yasonov, Dmitriy Viktorovich Rogodgin

Russia

15:54 - 16:00

Indications for elective tracheotomy before extensive resection of head and neck malignancies

Maciej Rysz, Filip Kissin, Romuald Krajewski

Poland

16:00 - 16:06

Deep lobe parotid tumours - surgical management and algorithm

Patrick Steed, Adam Kara, Emily Chan, Matthew Proctor, Badrinarayanan Srinivasan, Madangopalan Ethunandan

United Kingdom

16:06 - 16:12

Current concepts and future of salivary markers for diagnosing oral squamous cell carcinoma: a review and meta-analysis of relevant published studies

Esam Ahmed Omar

Saudi Arabia

16:12 - 16:18

Oral squamous cell carcinoma (OSCC) staging system: what other prognostic factors should be considered

Esam Ahmed Omar

Saudi Arabia

16:18 - 16:24

Oral Cancer – A descriptive analysis from a single institution (Centro Hospitalar De São João, Porto, Portugal)

Jose Castro Soares, Manuel Rodrigues Sousa, Tiago Henriques Neto, Claudia Camila Dias, Jose Bilhoto, Rui Balhau

Portugal

16:24 - 16:30

The clinical significance of c-kit mutations in metastatic oral mucosal melanoma in China

Wei Guo

Department of Oral & Maxillofacial-Head and Neck Oncology, 9th People's Hospital, School of Medicine, Shanghai Jiaotong University, Shanghai, China

16:30 - 16:36

Correlation of psychooncological support and quality of life in patients with oral cancer: a study based on an electronic psychooncological screening instrument and quality of life questionnaire.

Sebastian Hoefert, Natalia Pylypenko, Norbert Schäffeler, Martin Wickert, Siegmund Reinert

Germany

16:36 - 16:42

Surgical Treatment Protocol For Cancer Patients Suffering From Concomitant Medication-Related Osteonecrosis Of The Jaw stages II and III

Victoria Gartsbein Yaffe, Roman Mirochnik, Shareef Araidy, Imad Abu El-Naqj

Israel

16:42 - 16:48

Differences In HPV(+) And HPV(-) Head And Neck Cancers In Belgium; An 8-Year Retrospective, Comparative Study

Koenraad Grisar

Belgium

16:48 - 16:54

Brown jaw tumors of hyperparathyroidism, behavior after successful parathyroid adenoma resection

Ahmed Mohamed Mahrous

Egypt

MASTERCLASS

ARTHROSCOPY OF THE TMJ. HOW TO START AND IMPROVE OUR PRACTICE

HOLIDAY INN 3 · 14:00 - 15:00

Rafael Martín-Granzio (Spain)

GUEST SOCIETY

ACOMS: SYMPOSIUM ON 3D PRINTING IN CRANIOMAXILLOFACIAL SURGERY

CARL-ORFF · 15:30 - 17:00

Moderator: Bryan Bell (USA)

15:30 - 15:35

Introduction

Bryan Bell (USA)

15:35 - 15:45

Past, present and future of 3D Printing in craniomaxillofacial surgery

Christensen (USA)

15:45 - 15:55

Re-discovering the intraoral inverted L osteotomy

Farrell (USA)

15:55 - 16:05

Immediate reconstruction of the TMJ ankylosed patient

Franco (USA)

16:05 - 16:15

Implant supported rehabilitation of complex dentofacial deformity

Kevin Rieck (USA)



24th EACMFS CONGRESS

18-21 September 2018
MUNICH - GERMANY

SCIENTIFIC PROGRAM · WEDNESDAY 19 SEPTEMBER

16:15 – 16:25

Virtual planning for distraction osteogenesis

Drew

16:25 - 16:35

Custom solutions in head and neck oncologic surgery

Ashish A Patel (USA)

16:35 - 16:45

Developing an in-house CAD/CAM program for head and neck/oral and maxillofacial surgery

Kevin Arce (USA)

16:45 - 16:55

Putting it all together: Jaw in a Day

Hirsch (USA)

16:55 - 17:00

Question and Answer

GUEST SOCIETY

SICMF: GATHERING OF INNOVATION IN CUSTOMIZED PATIENT SOLUTION - GUEST SOCIETY

BLACK BOX · 15:30 - 17:30

Moderators: Manlio Galiè (Italy)

Nicola Mannucci (Italy)

15:30 - 15:45

A new tool in ultrastructural imaging in maxillofacial pathologies

Luciano Catalfamo (Italy)

15:45 - 16:00

Optimization of the results in maxillo-facial reconstructive surgery using new technologies and refinements

Chiara Copelli (Italy)

16:00 - 16:15

Maxillary reconstruction with bone flaps

Silvano Ferrari (Italy)

16:15 - 16:30

Multi-tissutal reconstruction in complex naso-orbito maxillary defects

Paolo Iacoviello (Italy)

Marco Gramagna (Italy)

16:30 - 16:45

Virtual surgical planning in orthognathic surgery: accuracy and limits of the procedure

Lorenzo Trevisiol (Italy)

Antonio D'Agostino (Italy)

16:45 - 17:00

Surgical approaches for orbital reconstruction

Paolo Nordera (Italy)

17:00 - 17:15

Tips and techniques for in-hospital low cost 3D printing in craniomaxillofacial surgery

Guglielmo Ramieri (Italy)

17:15 - 17:30

Cranio-maxillofacial virtual planning and navigation for resection and customized reconstruction

Massimo Robiony (Italy)

FREE PAPERS

ORTHOGNATHIC SURGERY V

KONZERTSAAL · 15:30 - 16:40

Chairmen: Tobias Unterhuber - Sylvie Testelin - Marta Tyndorf

15:30 - 15:36

Comparison Of Dolphin And ProPlan CMF For 3D Soft Tissue Prediction In Orthognathic Surgery

Paul Knoops¹, Alessandro Borghi¹, David J Dunaway¹, Silvia Schievano¹, Bonnie L Padwa²

¹. United Kingdom

². United States

15:36 - 15:42

End stage reconstructive surgery in cleft lip and palate patients the ideal face.

Ementan Abdulrahman Almajid

Saudi Arabia

15:42 - 15:48

Effect of fat grafting on post-operative edema after orthognathic surgery

Raysa Gabriela Cabrejo, Rajendra Sawh-Martinez, Derek Steinbacher

United States

15:48 - 15:54

Ortho-driven surgery first – pilot study

Marta - Tyndorf, Renata - Golinska-Mroz, Marcin - Kozakiewicz

Poland

15:54 - 16:00

Three-dimensional treatment planning of orthognathic surgery: prediction of postoperative results

Sergey Kolchin, Alexey Drobyshev, Konstantin Kurakin, Andrey Latyshev,

Vildan Salimkhanov, Ekaterina Lonskaya

Russia

16:00 - 16:06

Evaluation of implementation of 3d printed models in 3d virtual treatment planning of orthognathic surgery

Antoni De Mol, Lies Pottel, Simon Truant, Gwen R.j. Swennen

Belgium

16:06 - 16:12

Introduction to personalized medicine in orthognathic surgery to improve joints results

Romain Nicot¹, James J. Sciote², Alexandre R. Vieira², Joël Ferri¹,

Gwénaél Raoul¹

¹. France

². United States

16:12 - 16:18

The efficiency of postoperative antibiotics in orthognathic surgery: a prospective, randomized, double-blind, placebo-controlled clinical trial

Victoria Yaffe Gartsbein, Yasmine Ghantous, Shareef Araidy, Roman

mirochnik, Murad abdol Elraziq, Imad Abu El-Naaj

Israel



24th EACMFS CONGRESS

18-21 September 2018
MUNICH - GERMANY



SCIENTIFIC PROGRAM · WEDNESDAY 19 SEPTEMBER

16:18 - 16:24

Virtual surgical planning in the treatment of bony facial asymmetry

Hongbo Yu

China

16:24 - 16:30

Comparison of ondansetron versus clonidine prescription on post-operative pain, nausea & vomiting in patients after orthognathic surgery

Sahand Samiee Rad, Alireza Sharifian Attar, Majid Eshghpour, Elaheh

Tohidi

Iran

FREE PAPERS

TMJ DISORDERS II

CARL AMERY HALL · 15:30 - 18:00

Chairmen: Pia Erben - Rafael Martín-Granizo - Clara María Carracha

15:30 - 15:36

Accuracy Of Virtual Surgical Planning In TMJ Replacement With CAD/CAM Fabricated Prosthesis.

Serena Brontoladi, Salvatore Sembronio, Massimo Robiony

Italy

15:36 - 15:42

Chondromatosis Versus Chondrosarcoma: Difficulties In Diagnostics

Jitka Levorova, Vladimir Machon, Rene Foltan

Czech Republic

15:42 - 15:48

Effect Of TMJ Arthroscopic Disc Repositioning On Condylar Remodeling: A Retrospective MRI Study

Manoj Kumar Sah

China 15:48 - 15:54

TMJ Prosthesis And Second Look Arthroplasty

Muriel Fabienne Brix, Jean Charles Rochefort, Kunga Basil

France

15:54 - 16:00

Osteomyelitis of the temporomandibular joint after teet extraction

Michael Pesis, Anatoliy Ilgiyayev, Eitan Bar-Droma, Navot Givol

Israel

16:00 - 16:06

Evaluation Of Temporomandibular Disorders In Patients Affected By Primary Fibromyalgia: A Four Years Study Result.

Stefano Mandrioli, Luisa Valente, Giovanni Ciancio, Marcello Govoni,

Manlio Galìè

Italy

16:06 - 16:12

Application Of Minimally Invasive Surgical Procedures In Complex Treatment In With Patients Functional Disorders Of Temporomandibular Joint (TMJ).

Aleksei Kuznecov, Igor Zaslavskiy, Aleksei Drobyshev*

Russia

16:12 - 16:18

Educational Effectiveness Of Three-Dimensional Visualization Technologies In Teaching Temporomandibular Joint Anatomy

Shan Yong Zhang

China

16:18 - 16:24

Treatment Of Internal Disorders Of The TMJ Using Plasma Rich In Growth Factors On Hyaluronic Acid Substrate.

Dmitry Bestdoc Shipika, Anton Sergeyvich Sharapo, Dmitry Valerievich

Lyan, Alexey Yurievich Drobyshev

Russia

16:24 - 16:30

Improvement Of TMJ Pain-Relative Symptoms After Orthognathic Surgery

Thomas Roland-Billecart¹, Gwénaél Raoul¹, James J Sciote², Joel Ferri¹,

Romain Nicot¹

¹. France

². United States

16:30 - 16:36

Temporomandibular Joint Disorders In Teenagers With Systemic Osteoarticular Diseases

Clara Maria Mata Carracha, Andreia Raquel Barbosa Gonçalves Silva,

Luís Nunes Da Silva, Paulo Valejo Coelho

Portugal

16:36 - 16:42

Temporomandibular Joint Disorders In Males: A Retrospective Study

Clara Maria Mata Carracha, Andreia Raquel Barbosa Gonçalves Silva,

Luís Nunes Da Silva, Paulo Valejo Coelho

Portugal

16:42 - 16:48

Management Of Temporomandibular Joint Degenerative Disorders With Human Amniotic Membrane: Hypothesis Of Action

Luca Guarda Nardini, Diletta Trojan, Adolfo Paolin, Mirko Ragazzo,

Daniele Manfredini

Italy

16:48 - 16:54

Analysis Of Outcomes Following Revision Replacement Of The Temporomandibular Joint

Manpreet Kaur Gakhaj, Benjamin Gupta, Andrew J Sidebottom

United Kingdom

16:54 - 17:00

Reasons To Support Bilateral Vs Unilateral Arthroscopy Of The TMJ. A Long-Term Single-Center Study

Rafael Martín-Granizo, Laura Colorado, Nestor Naranjo, Claudia

Celotti, Lourdes Maniegas, Farzin Falahat

Spain



24th EACMFS CONGRESS

18-21 September 2018
MUNICH - GERMANY

SCIENTIFIC PROGRAM · WEDNESDAY 19 SEPTEMBER

17:00 - 17:06

Correlation Between Wilkes And Bronstein-Merril Classifications After TMJ Arthroscopy. A 800-Procedure Retrospective Study

Rafael Martin-Granizo, Claudia Celotti, Nestor Naranjo, Laura Colorado, Alejandro Encinas, Manuel De Pedro
Spain

17:06 - 17:12

How can the lavage of temporomandibular joint, the use of hyaluronic acid and the type of sedation influence the results of 111 arthrocentesis

Marina Alexandra Gavín Clavero, Leire Esparza Lasaga, Rocío Gallego Sobrino, Fernando Lobera Molina, Bianca Georgina Pantilie, María Victoria Simón Sanz
Spain

17:12 - 17:18

Molecular basis of unilateral condylar hyperplasia, preliminary results

Jitske W Nolte, Mariel Alders, Luc H Karssemakers, Raoul C Hennekam, Alfred G Becking
The Netherlands

MASTERCLASS

USER-FRIENDLY DAILY ROUTINE 3D VIRTUAL PLANNING OF ORTHOGNATHIC SURGERY

HOLIDAY INN 3 · 15:30 - 16:30

Gwen R.J. Swennen (Belgium)

FREE PAPERS

TRAUMA V

KONZERTSAAL · 16:42 - 18:00

*Chairmen: Florian Probst - Andreas Neff -
Elena Baranda Manterola*

16:42 - 16:48

Record Keeping For OMFS Inpatients And The Academy For Medical Royal Colleges Guidelines

Ghaly Adly Ghaly, Truc Tran, Neelam Rathod
United Kingdom

16:48 - 16:54

The Junior Trainees Group (JTG) Of The British Association Of Oral And Maxillofacial Surgeons (BAOMS) Conference 2018: Is There A Difference Between Medicine-First And Dentistry-First Delegates?

Kohmal Solanki, Parisa Zarringhalam, Shadi Basyuni, Gareth Nugent, James Douglas, Aimee Rowe
United Kingdom

16:54 - 17:00

Retrospective analysis of complications after surgical repair of orbital fractures

Elena Baranda Manterola, Ángela Bueno De Vicente, Eduardo Sánchez-Jauregui Alpañés, Joaquín González Cueva, José Miguel Eslava Gurrea, Julio Acero Sanz
Spain

Spain

17:00 - 17:06

Endoscopic Endonasal Reconstruction Of Orbital Medial Wall Fractures With Polyethylene Implants

Giacomo Colletti, Marco Cucurullo, Arianna Salbego Colletti, Fabiana Allevi, Federica Giovanditto, Federico Biglioli
Italy

17:06 - 17:12

Are Junior Doctors Working In Emergency Departments Adequately Trained To Read Plain Film Oral And Maxillofacial X-Ray Views?

Parisa Parisa Zarringhalam, Jimmy Makdissi Makdissi
United Kingdom

17:12 - 17:18

Cerebrovascular Injury In Patients With Maxillo-Facial Fractures

Flavia Cascino, Maria Elisa Giovannoni, Carolina Bongini, Federico Zerini, Alfonso Cerase, Guido Gabriele
Italy

17:18 - 17:24

Individual Patterns Of Anatomical Structure And Architectonics Of The Midfacial Bones: CT And Cephalometric Study

Ievgen Valeryiovych Shumynskyi
Ukraine

17:24 - 17:30

Telemedicine As Presurgical Assessment In Oral Lesions

Pilar Toledano Valero, Alicia Borrego Luque, Javier Herce López, Ivanna Emilia Espinoza Visval, Ana Isabel Avellaneda Camarena, Virginia Rollón Ugalde
Spain

17:30 - 17:36

The Evolution Of A Novel Electronic Resource For Patients, Carers And Professionals - Maxfacts.Uk

David Andrew Mitchell, Lauren Tomasello, Angelika Sebald
United Kingdom

17:36 - 17:42

Reconstruction Of Orbital Floor Fractures

Yuri Alekseevich Medvedev, Ludmila Sergeevna Shamanaeva, Sergei Vjacheslavovich Shamanaev, Pavel Sergeevich Petruk
Russia

17:42 - 17:48

Mini-Clamps Made Of Shape Memory Alloy In Zygomatico-Orbital Complex Fractures

Yuri Alekseevich Medvedev, Pavel Sergeevich Petruk, Ludmila Sergeevna Shamanaeva, Shouyi Zhang
Russia



24th EACMFS CONGRESS

18-21 September 2018
MUNICH - GERMANY



SCIENTIFIC PROGRAM · WEDNESDAY 19 SEPTEMBER

17:48 - 17:54

Endoscopic Approach For The Treatment Of Condylar Fractures

Teresa Creo Martínez, Victoria Nuñez Vera

Spain

17:54 - 18:00

The Evaluation Of Miniplates And Screws Removal Etiology And Epidemiology In Maxillofacial Surgery Patients Of Mashhad Dental School & Emdadi Hospital, 2011-16: A Sample From Iran.

Sahand Samiee Rad, Barat Shaban, Elaheh Tohidi

Iran

18:00 - 18:06

Preparation Is Key: A Training Initiative To Prepare New Dental Graduates For Their Roles In OMFS In The United Kingdom

Rana Wali, Leo Cheng, Andrew Sadler

United Kingdom

FREE PAPERS

TRAUMA II

CHORPROBENSAAL · 16:30 - 18:00

Chairmen: Michael Rothermel - Florian Grill - Anna V. Timofeeva

16:30 - 16:36

Is Open Reduction And Internal Fixation Of Subcondylar Fractures Via High Cervical Transmasseteric Anteroparotid Approach A Safe Method In Adult And Pediatric Population?

Victoria Yaffe Gartsbein, Kutaiba Alkeesh, Imad Abu El-Naaj

Israel

16:36 - 16:42

Orbital Eyelid Fat Flattening As A Long-Term Complication After Approaching Orbital Floor Fractures

Alba Sanjuan-Sanjuan, Susana Heredero, Alicia Dean, Miriam Estero,

Rafael Arevalo, Francisco J Alamillos

Spain

16:42 - 16:48

Three Dimensional Reconstruction Algorithms In Detecting Undisplaced Facial Fractures With CBCT Data: An Experimental Study

Senem Yildirimturk

Turkey

16:48 - 16:54

Orbital Floor Fractures: Single Institution Analysis

Manuel Rodrigues De Sousa, Ligia Castelhana Coelho, José Castro

Soares, Frederico Martins, Rui Balhau

Portugal

16:54 - 17:00

Lessons Learned From The London Bridge Attacks

Elizabeth Yeung, Jonas Osher

United Kingdom

17:00 - 17:06

Is vertical incomitance a valid orthoptic parameter to predict the diplopia outcome and to assess the injury severity in orbital fracture patients?

Francesca Antonella Bianchi, Raoul - De Haller, Delphine - Courvoisier,

Switzerland

17:06 - 17:12

Enhanced Radiographic Visualization Of Resorbable Foils For Orbital Floor Reconstruction: A Proof Of Principle

Christian Doll, Nadinde Thieme, Jan Oliver Voss, Benedicta Beck-

Broichsitter, Max Heiland, Jan Dirk Raguse

Berlin, Germany

17:12 - 17:18

Radiological Morphometric Analysis Of The Zygomatic Arch: Application Of Osteosynthesis On The Upper Arch Border For Rigid Fixation

Hyonsurk Kim, Jeongmin Yoon, Seung Ha Park, Dong Hee Kang, Byung-Il Lee

South Korea

17:18 - 17:24

Management Of Panfacial Trauma In Children With Polytrauma.

Anna V. Timofeeva, Olga V. Karaseva, Andrey V. Melnikov, Alexander L.

Gorelik, Denis I. Leonov, Maxim I. Kovalenko

Russia

17:24 - 17:30

Endoscopic Assistance In Orbital Floor Fractures In Children With Polytrauma.

Anna V. Timofeeva, Andrey V. Melnikov, Elena A. Koroleva, Olga V.

Karaseva

Russia

17:30 - 17:36

Fixation Of Horizontal Diacapitular Fracture Of The Mandibular Condyle Via Retroauricular Approach

Hernando Valentim Rocha Junior, Mariana Silva Campos, Emmanuel

Pereira Escudeiro

Brazil

17:36 - 17:42

Evaluation Of Post-Operative Complications Of Fractures Of Severely Atrophic Mandibles

Enkh-Orchlon Batbayar¹, Enkh-Orchlon Batbayar²

¹. Mongolia

². The Netherlands

GUEST SOCIETY

AMERICAN SOCIETY OF MAXILLOFACIAL SURGEONS (ASMS) - GUEST SOCIETY

CARL-ORFF · 17:00 - 18:30

Moderator: Donald Roy Mackay (USA)

17:00 - 17:20

Virtual Surgical Planning in Craniomaxillofacial Surgery: Diversity, Inclusion, and Multiculturalism

Reza Jarrahy (USA)



24th EACMFS CONGRESS

18-21 September 2018
MUNICH - GERMANY

SCIENTIFIC PROGRAM · WEDNESDAY 19 SEPTEMBER

17:20 - 17:40

Digital Workflow in Primary and Secondary Orbital Reconstruction

Michael Grant (USA)

17:40 - 18:00

How CAD-CAM Planning is Changing the Paradigm for Orthognathic Surgery

Donald R. Mackay (USA)

18:00 - 18:20

Virtual and Augmented Reality in Complex Craniofacial and Face Transplant Surgery

Frank Papay (USA)

MASTERCLASS

MEDIAL SURAL AND ALT PERFORATOR FLAPS

HOLIDAY INN 3 · 17:00 - 18:00

Aakshay Gulati (UK)



24th EACMFS CONGRESS

18-21 September 2018
MUNICH - GERMANY



SCIENTIFIC PROGRAM · THURSDAY 20 SEPTEMBER

SYMPOSIUM

FACIAL TRANSPLANTATION: THE LONG LASTING RESULT

CARL-ORFF · 08:00 - 10:00

Moderator: Jean-Paul Meningaud (France)

08:00 - 08:05

Introduction

Jean-Paul Meningaud (France)

08:05 - 08:25

Tbc

Bernard Devauchelle (France)

08:25 - 08:45

Tbc

Pedro Infante (Spain)

08:45 - 09:05

Tbc

Eduardo Dejesús Rodríguez (USA)

09:05 - 09:25

Tbc

Dan Alam

09:25 - 09:45

Face transplant : the long lasting result : The Henri Mondor's expérience 20 mn

Jean-Paul Meningaud

FREE PAPERS

ORTHOGNATHIC SURGERY VI

BLACK BOX · 08:00 - 10:00

Chairmen: Christophe Spaas - Edward Ellis - Larysa Dakhno

08:06 - 08:12

Usage Of Surgical Guide For Saggital Split Osteotomy Of The Mandible.

Iryna Logvynenko, Larysa Dakhno

Ukraine

08:12 - 08:18

Three-Dimensional Evaluation Of The Posterior Airway Space Between Computed Tomography And Cone Beam Computed Tomography

Nassim Ayoub, Evgeny Goloborodko, Stefan Raith, Kristian Kniha, Frank

Hölzle, Ali Modabber

Germany

08:18 - 08:24

Treating Facial Asymmetries

Zoe Ioannou Nicolaou

Cyprus

08:24 - 08:30

The Assessment Of Bone Interference After Mandibular Set-Back; Intraoral Ramus Osteotomy Versus Physiological Positioning Strategy, Our New Treatment Strategy For The Mandible For Jaw Deformity

Seigo Ohba, Takamitsu Koga, Junya Tominaga, Takako Kawasaki, Noriaki Yoshida, Izumi Asahina

Japan

08:30 - 08:36

Full-3D Workflow For Orthognathic Surgery: Does Orthodontic Digital Set-Up Improve Overall Accuracy Of Treatment In The Orthodontics-First Approach?

Elisa Lovero, Marco Pironi, Luca Defila, Claudio Marchetti, Giovanni

Badiali

Italy

08:36 - 08:42

Long-Term Follow Up In A Surgery-First Orthognathic Approach Without Presurgical Orthodontic Treatment

Jong-Woo Choi

South Korea

08:42 - 08:48

Day case orthognathic surgery: the first known case series. A new era?

Abeera Imran, James Cymerman, Ammi Suchak, Carlo Capuno, Tim

Lloyd

United Kingdom

08:48 - 08:54

Surgically Assisted Rapid Mandibular Expansion - Tongue In The Groove Modification.

Maciej Jagielak, Aleksandra Jagielak, Anna Jagielak, Pawel Rogus,

Mansur Rahnama

Poland

08:54 - 09:00

SARPE Versus/ Together With Corticotomy

Maciej Jagielak, Aleksandra Jagielak, Anna Jagielak, Pawel Rogus,

Mansur Rahnama

Poland

09:00 - 09:06

Orthognathic Surgery In Craniofacial Syndromes

Ignacio Ismael García Recuero, Marta Redondo Alamillos, Ana Isabel

Romance García, Pablo Lopez Fernandez, Victor Zafra Vallejo, Gregorio

Sanchez Aniceto

Spain

09:06 - 09:12

Invisalign® Versus Fixed Orthodontic Appliances In Surgery First Orthognathic Surgery: A Pilot Study

Patricia De Leyva Moreno, Jose Miguel Eslava Gurrea, Mario Pezzi

Rodriguez, Eduardo Sánchez-Jáuregui, Federico Hernández Alfaro, Julio

Acero Sanz

Spain



24th EACMFS CONGRESS

18-21 September 2018
MUNICH - GERMANY

SCIENTIFIC PROGRAM · THURSDAY 20 SEPTEMBER

09:12 - 09:18

Inferior Maxillary Repositioning Nasal Changes On A 20 Cases Retrospective Study

Marouen Ben Rejeb¹, Med Atef Souissi¹, Pierre Corre², Helios Bertin², Jed Bouguila¹

¹. Tunisia

². France

09:18 - 09:24

A Quantitative Analysis Of Weight Gain Following Mandibular Distraction Osteogenesis In Robin Sequence

Cyril S. Gary, Robin T. Wu, Rajendra Sawh-Martinez, Derek M. Steinbacher
United States

09:24 - 09:30

Effect Of Isolated Segmental Genioplasty On The Pharyngeal Airway Space

Larysa Dakhno, Iryna Logvynenko
Ukraine

09:30 - 09:36

An Evidence Based Approach To Reducing Intraoperative Blood Loss During Orthognathic Surgery.

Peter Glen, Simon Jones
United Kingdom

09:36 - 09:42

The Prevalence Of Body Dysmorphic Disorder Amongst Patients Presenting For Orthognathic Surgery

Jorrit Duinink, Nienke Vulink, Eddy Becking
The Netherlands

09:42 - 09:48

Features Of Planning Orthognathic Surgery In Female And Male Patients

Konstantin Kurakin, A. Drobyshev, E. Lonskaya, V. Salimkhanov, S. Kolchin, A. Latyshev
Russia

FREE PAPERS

ONCOLOGY IV

KONZERTSAAL · 08:00 - 10:00

Chairmen: *Carolin Götz - Christopher Mohr*

08:00 - 08:06

The Prognostic Value Of Mitotic Counts In Oral Cancer

Thomas A. J. Van De Winkel, David Tellez, Marieke T. Brands, Irene Otte-Höller, Matthias A. W. merckx, Jeroen A. W. M. Van Der Laak
The Netherlands

08:06 - 08:12

Myoepithelial carcinoma recurrence at left floor of the mouth

Jorge Vallejo Díez, Álvaro Pérez Villar, Claudia García Sierra, Marina Morante Silva, Rafael Gomez Fernandez, Alberto Serrat Soto
Spain

08:12 - 08:18

High Sensitivity And Negative Predictive Value Of Sentinel Lymph Node Biopsy In A Retrospective Early Stage Oral Cavity Cancer Cohort In The Northern Netherlands

K. Boeve, E. Schuurin, J. L. Roodenburg, A. H. Brouwers, B. Van Der Vegt, M. J. Witjes
The Netherlands

08:18 - 08:24

Validation of the 8th ajcc tnm classification in a retrospective oral cavity cancer cohort

K. Boeve, L. J. Melchers, E. Schuurin, J. L. Roodenburg, B. Van Der Vegt, M. J. Witjes
The Netherlands

08:24 - 08:30

Lymphatic Drainage Pattern Assessment And Staging Using Sentinel Lymph Node Biopsy In Oral And Oropharyngeal Cancer Patients With A Previously Treated Neck

K. Boeve, I.J. Den Toom, K.H. Karagozoglu, C.R. Leemans, M.J.H. Witjes, R. De Bree
The Netherlands

08:30 - 08:36

The Parotid Region Surgery In Pediatric Population

Nikolay Sergeevich Grachev, Margarita Kalinina, Natalia Babaskina, Igor Vorozhtsov, Georgiy Polev
Russia

08:36 - 08:42

Transcranial Resection Of A Meningothelial Meningioma For Decompression Of The Optic Nerve By An Interdisciplinary Approach

Jan Alfred Dittmann, Simon Spalthoff, Elvis Josef Hermann, Rüdiger Martin Zimmerer, Nils-Claudius Gellrich
Germany

08:42 - 08:48

Craniofacial Tumors. The Operation And Reconstruction

Andrey Polyakov, Michail Ratushny, Anton Zaitsev, Olga Kirsanova, Oleg Matorin, Alexandr Mordovskiy
Russia

08:48 - 08:54

Surgical Resection And Functional Reconstruction In Patients With Head And Neck Cancer Over 90 Years Of Age: Criteria To Be Assessed In Decision Making.

Manlio Gessaroli, Massimo Bassi, Massimiliano Manfredi, Sara Amadori, Pier Renato Giacomini, Angelo Campobassi
Italy

08:54 - 09:00

Dental Developmental Problems Following Chemo-Radiation For Pediatric Head And Neck Sarcoma

Marinka Lf Hol¹, Reinier Hoogeveen², Sandy Van Teeseling³, Johannes Merks⁴, Ludwig Smeele¹, Alfred Becking⁵
The Netherlands



24th EACMFS CONGRESS

18-21 September 2018
MUNICH - GERMANY



SCIENTIFIC PROGRAM · THURSDAY 20 SEPTEMBER

09:00 - 09:06

Differences In Treatment-Induced Facial Growth Deformity In Head And Neck Rhabdomyosarcoma Survivors

Marinka Lf Hol¹, Micheal Suttie², Olga Slater², Ludwig Smeele¹, Alfred G Becking¹, Peter Hammond²

¹. The Netherlands

². United Kingdom

09:06 - 09:12

Multi-Modality 3D Mandibular Resection Planning In Head And Neck Cancer, Using CT And MRI Data Fusion: A Clinical Series

J. Kraeima, R.H. Schepers, K.P. Schepman, J.L.N. Roodenburg, F.K.L.

Spijkervet, M.J.H. Witjes

The Netherlands

09:12 - 09:18

Orbital Tumors : A Report Of 45 Cases

Amir Eleuch, Samia Ayachi, Souissi Mohamed atef, Anis Ayadi, Maha Ben Rejeb, Habib Khochtali

Tunisia

09:18 - 09:24

Piezosurgery In Orbital And Cranio-Orbital Approach

Sara Negrello, Alexandre Anesi, Luigi Chiarini

Italy

09:24 - 09:30

A Particular Modification Of Weber-Ferguson Approach

Sara Negrello, Alexandre Anesi, Luigi Chiarini

Italy

FREE PAPERS

RECONSTRUCTION VI

CARL AMERY HALL · 08:00 - 10:00

Chairmen: Marco Kesting - Ralf Smeets - Liliana Feraboli

08:00 - 08:06

Thyroid Surgery On Board The Mercy Ships In West Africa

Leo Cheng¹, AJ Colins², Gary Parker³

¹. United Kingdom

². Australia

³. Cameroon

08:06 - 08:12

Application Of Computer Navigation System In The Treatment Of The Silent Sinus Syndrome.

Antonia Cama, Paola Bonavolontà, Pasquale Piombino, Luigi Califano

Italy

08:12 - 08:18

Mandibular condyle osteoma

Riccardo Tieghi, Luisa Valente, Stefano Mandrioli, Manlio Galie

Italy

08:18 - 08:24

Autologous fat grafting in craniofacial reconstruction: regenerative potentials & painkilling effect

Riccardo Tieghi, Luisa Valente, Barbara Zavan, Manlio Galie

Italy

08:24 - 08:30

CAD-CAM Iliac Reconstruction Following Chimeric DCIAP Flap Harvesting

Giordana Bettini, Nooshin Abbasi, Federico Apolloni, Nick Salimian, Giorgia Saia, Alberto Bedogni

Italy

08:30 - 08:36

Reconstruction of segmental mandibular defects with patient-specific titanium prosthesis

Alberto Bedogni, Giordana Bettini, Andrea Sandi, Nooshin Abbasi, Giorgia Menapace, Giorgia Saia

Italy

08:36 - 08:42

Minimally-Invasive Harvesting Of DCIA Flap Using Medial Approach And Virtual Surgical Planning

Ali Modabber¹, Nassim Ayoub¹, Kristian Kniha¹, Stefan Raith¹, David A Mitchell², Frank Hölzle¹

¹. Germany

². United Kingdom

08:42 - 08:48

Accuracy of the CAD/CAM method for mandibular reconstruction: a 3d fully-virtual evaluation of the reconstructive pre-operative planning

Liliana Feraboli, Achille Tarsitano, Salvatore Battaglia, Angelo Pizzigallo, Claudio Marchetti

Italy

08:48 - 08:54

CAD/CAM composite mandibular reconstruction method using a fibular free flap: a reconstruction planning approach using computed tomographic angiography scan for fibular and perforator vessels pre-operative evaluation

Achille Tarsitano, Salvatore Battaglia, Francesco Ricotta, Vincenzo Maiolo, Federico Contedini, Claudio Marchetti

Italy

08:54 - 09:00

Alternative Mandibular Reconstruction For Patients Who Refuse Microsurgical Free Flaps

Alvaro Garcia-Rozado, Beatriz Patiño, Ramon Luaces, Ismael Mendez, David Neagu, José Luis Lopez Cedrun

Spain

09:00 - 09:06

Part Two: Dura Reconstruction With Autologous Rectus Fascia - A New Technique For Addressing Dura Defects In Cranioplasty Reconstruction

Gabriel F Santiago, Amir Y Wolff, Judy Huang, Chad R Gordon

United States

09:06 - 09:12

Spontaneous Smile Restoration In Dynamic Reanimation Of Facial Paralysis

Mohamed Ahmed Abdeldayem

Egypt



24th EACMFS CONGRESS

18-21 September 2018
MUNICH - GERMANY

SCIENTIFIC PROGRAM · THURSDAY 20 SEPTEMBER

09:12 - 09:18

Rehabilitation And Treatment Outcomes Of Patients With Maxillofacial Tumors With Using Of New Classification Of Maxillofacial Defects

Andrey Pavlovich Polyakov, Irina Valerievna Rebrikova
Russia

09:18 - 09:24

Improvement Of Rehabilitation Outcomes In Patients With Head And Neck Cancer By Free Bone Flap Reconstruction

Andrey Pavlovich Polyakov, Igor Vladimirovich Reshetov, Petr Alekseevich Nikiforovich
Russia

09:24 - 09:30

3D Computer Simulation Analysis Of The Flap Volume Change In Total Tongue Reconstruction

Jong-Woo Choi
South Korea

09:30 - 09:36

Role Of "revascularization Surgery" In The Management Of Mandibular Osteoradionecrosis Lesions: Report Of 21 Years Of Experience.

J  r  mie Bettoni, Racz Caroline, Matthieu Olivetto, Sylvie Testelin, St  phanie Dakp  , Bernard Devauchelle
France

09:36 - 09:42

Late Complications Of Postoperative Radiotherapy For Patients With Mandibular Reconstruction By Fibula

TONG Ji, Yi Ming Chen, Wei Cao
China

A Custom-Made Temporomandibular Joint Prosthesis Using Selective Laser Melting: Finite Element Analysis

Xiangliang Xu, Danmei Luo, Chuanbin Guo, Qiguo Rong
China

FREE PAPERS

ORAL SURGERY/IMPLANTS III

MEHRZWECKKRAUM · 08:00 - 10:00

Chairmen: J  sef Piffk   - Hendrik Terheyden - Sarina Pichardo

08:00 - 08:06

Gene-Activated Bone Substitute Based On OCP And Plasmid DNA Delivering VEGF-A: Experimental And Preliminary Clinical Results

Ilia Y. Bozo, Alexey Y. Drobyshv, Vladimir S. Komlev, Nikolay A. Redko, Artur A. Isaev, Roman V. Deev
Russia

08:06 - 08:12

Treatment Of Pathologic Fractures Of The Mandible In Stage III MRONJ- An Observational Study

Sarina Pichardo, Frans Willem Ten Broek, Richard Van Merkesteyn
The Netherlands

08:12 - 08:18

Maintenance Of Implants With Medication Related Osteonecrosis Of The Jaws (MRONJ): A Cohort Study

Richard Van Merkesteyn, Natasha Appelman-Dijkstra, Sarina Pichardo
The Netherlands

08:18 - 08:24

Our 35 Year Experience With Ameloblastomas

Osman Sejfi  , Sami Salihu, Mergime Prekazi-Loxha, Fellenza Gjinolli, Agron Bytyqi, Arsim Kelmendi, Sinan Rusinovci, Zana Sejfi  , Osman I Sejfi  
Kosovo

08:24 - 08:30

Optimization Of 3D- Planning Reconstruction Of The Alveolar Process Of The Upper Jaw, Taking Into Account The Anatomical Features Of The Structure Of The Paranasal Sinuses.

Andrey Ilich Yaremenko, Anna Anatolievna Zubareva, Anna Valerievna Lysenko
Russia

08:36 - 08:42

Computer-Assisted Rehabilitations Using Zygomatic Implants: A Cohort Study Comparing Atrophic With Oncologic Patients Up To 4 Years Follow-Up.

Gerardo Pellegrino, Daniela Relics, Achille Tarsitano, Francesco Basile, Claudio Marchetti
Italy

08:42 - 08:48

Biological Safety Of SLM Titanium Mesh

Shihoko Inui, Nahoko Kato-Kogoe, Kayoko Yamamoto, Kazuya Inoue, Takaaki Ueno, Ayako Ochi
Japan

08:48 - 08:54

Changes Of Inferior Alveolar Nerve Functions After Coronectomy Of Mandibular Third Molar: A Quantitative Sensory Testing Study

Nianhui Cui, Fei Wang, Ziyu Yan
China

08:54 - 09:00

Spontaneous Mandibular Fracture A Complication Of Inferior Alveolar Nerve Transposition And Placement Of Endosseous Implants: A Report Of Two Cases And Their Conservative Management.

Fares Kamal Kablan
Israel

09:00 - 09:06

Automated Detection And Segmentation Of Third Molars And The Inferior Alveolar Nerve Using Deep-Learning

Shankeeth Vinayahalingam, Tong Xi, Stefaan Berge, Thomas Maal, Guido De Jong
The Netherlands



24th EACMFS CONGRESS

18-21 September 2018
MUNICH - GERMANY



SCIENTIFIC PROGRAM · THURSDAY 20 SEPTEMBER

09:06 - 09:12

Individualized 3D-Titanium Mesh In Combination With Xenogeneic Bone Substitute Material And Platelet Rich Fibrin (PRF) Allows Jaw Reconstruction Of Former Cancer Patients Without Autologous Bone Transplantation

Shahram Ghanaati, Sarah Al-Maawi, Lorenz Jonas, Robert Sader
Germany

09:12 - 09:18

Computer Guided Surgery In Adjunctive Implant Surgical Procedure

Ammar Mohamed Ribhi Abu Shama
Egypt

09:18 - 09:24

Middle Meatal Antrostomy As A Prophylactic Maneuver In Zygomatic Implants-Related Sinusitis: A Prospective Study In Humans

Vittorio Favero, Antonio D'Agostino, Pasquale Procacci, Luca Lanaro, Pier Francesco Nocini, Lorenzo Trevisiol
Italy

Italy

09:24 - 09:30

Percutaneous Cryoablation Of Benign Bone Tumours Of The Mandible

Laurence May
Switzerland

09:30 - 09:36

Alveolar Ridge Preservation After Tooth Extraction Using Natural Bovine Bone Substitute

Nikolay Andreevich Redko, Alexey Yurievich Drobyshev, Elvin Abbasalievich Melikov, Sergey Valerievich Shamrin, Andrey Alexandrovich Miterev
Russia

Russia

09:36 - 09:42

Giant Odontoma

Hüseyin Koca, Muharrem Güray Gümüşel, Aylin Calis, Candan Efeoglu
Turkey

GUEST SOCIETY

SFOMK - GUEST SOCIETY

HOLIDAY INN 1 · 08:00 - 10:00

Moderator: Bodil Lund (Sweden)

08:00 - 08:10

Introduction

Bodil Lund (Sweden)

08:10 - 08:25

The Scandinavian osteonecrosis cohort study. What have we learned during the 6 years of research collaboration?

Sven Erik Nørholt (Denmark)

08:25 - 08:40

Computerized modelling in maxillofacial reconstruction

Risto Kontio (Finland)

08:40 - 08:55

Exosomes - secret messengers of cells

Riitta Seppänen-Kajansinkko (Finland)

08:55 - 09:10

A multidisciplinary approach for TMD/TMJ- a report from the National Center for Orofacial Pain in Norway

Annika Rosen (Norway)

09:10 - 09:25

Beyond surgery first - Just surgery

Lars Rasmusson (Sweden)

GUEST SOCIETY

ÖGMKG - GUEST SOCIETY

HOLIDAY INN 2 · 08:00 - 10:00

Moderator: Gert Santler (Austria)

08:00 - 08:20

Personalized reconstruction of the mandible

Alexander Gaggli (Austria)

08:20 - 08:40

Patient specific mandibular reconstruction plates - is it worth the effort?

Wolfgang Paul Pöschl (Austria)

08:40 - 09:00

Microvascular Reconstruction of the Midface

Gert Santler (Austria)

09:00 - 09:20

First results of prefabricated periostium based vascularized bone grafts in maxillofacial reconstruction

Jörn Wittig (Austria)

09:20 - 09:40

The chimeric thoracodorsal perforator flap - scapular flap based on the angular artery for reconstruction of extensive oro-mandibular defects

Mauro Pau (Austria)

09:40 - 10:00

Distraction osteogenesis: An alternative in reconstruction

Emeka F. M. Nkenke (Austria)

MASTERCLASS

THE ALL-IN-ONE CONCEPT IN CLEFT LIP AND PALATE PATIENTS

HOLIDAY INN 3 · 09:00 - 10:00

Robert Sader (Germany)



24th EACMFS CONGRESS

18-21 September 2018
MUNICH - GERMANY

SCIENTIFIC PROGRAM · THURSDAY 20 SEPTEMBER

KEYNOTE

PERFORATOR FLAPS IN THE HEAD AND NECK

CARL-ORFF · 10:30 - 11:15

Moderator: Julio Acero

Rui Fernandes (USA)

SYMPOSIUM

ORTHOGNATHIC SURGERY: CLINICAL EXCELLENCE IN ORTHOGNATHIC SURGERY

BLACK BOX · 10:30 - 12:30

*Moderators: Alfred Becking (The Netherlands)
Gwen R.J. Swennen (Belgium)*

10:30 - 10:55

Orthodontic tips to avoid surgical failures

Domingo Martin (Spain)

10:55 - 11:20

The sagittal dimension

Federico Hernández Alfaro (Spain)

11:20 - 11:45

Adjunctive esthetic procedures in orthognathic surgery

Mirco Raffaini (Italy)

11:45 - 12:10

Complication management in orthognathic surgery

Alfred Becking (The Netherlands)

FREE PAPERS

ONCOLOGY V

KONZERTSAAL · 10:30 - 13:00

*Chairmen: Torsten Reichert - Emeka Nkenke -
Lauretta Anna Alexandra Vaassen*

10:30 - 10:36

The BD2Decide European Project: Big Data And Models For Personalized Head And Neck Cancer Decision Support.

Andrea Varazzani, Davide Lanfranco, Silvia Rossi, Enrico Maria Silini, Gianfranco Chiari, Eleonora Gazzani
Italy

10:36 - 10:42

Functional And Esthetic Results Of The Use Of Local Flaps In Postresection Reconstruction,

Marek Jan Karas'
United Arab Emirates

10:42 - 10:48

Reconstructive Challenge After Resection Of Giant Mandibular Ameloblastoma

Piero Doneddu, Alessandro Moro, Mattia Todaro, Giulio Gasparini, Gianmarco Saponaro, Sandro Pelo
Italy

10:48 - 10:54

Sentinel Lymph Node Biopsy In The Oral Cavity Cancer

Dariusz Kaczmarczyk, Dawid Zagacki, Marcin Jaroslaw Kubiak, Alina Morawiec-Sztandera
Poland

10:54 - 11:00

Recurrent pleomorphic adenoma: treatment options, literature review and clinical experience

Laia Fite-Trepal, Lidia Darder-Tubert, Tarek Traboulsi-Garet, Alba De Pablo, Manel Saez, Coro Bescos-Atin
Spain

11:00 - 11:06

Histopathological Verification Of Fluorescence Images Of The Oral Mucosa

Keisuke Sugahara, Kento Odaka, Satoru Matsunaga, Kenichi Matsuzaka, Shinichi Abe, Akira Katakura
Japan

11:06 - 11:12

The Application Of Dicom Data With Z-Brush 3D Software How Can The Design And Fabrication Of An Epithesis Be Supported By It?

Yvonne Jacqueline Motzkus¹, Kerstin Menzel¹, Jiri Rosicky², Ales Grygar², Max Heiland¹, Jan Dirk Raguse¹

¹. Germany

². Czech Republic

11:12 - 11:18

Our Experience In The Surgical Management Of Elderly Patients Affected By Head And Neck Cancer.

Valentina Terenzi, Marco Della Monaca, Andrea Cassoni, Edoardo Coiante, Luigi Manganiello, Valentino Valentini
Italy

11:18 - 11:24

Analysis of PD-L1 expression in oral squamous cell carcinoma with and without bone invasion: a pilot study

Lauretta A.a. Vaassen, Mara M. Suhr, Peter A.w.h. Kessler, Ernst-Jan M. Speel
The Netherlands

11:24 - 11:30

Continuous Neck Dissection Involved Sublingual Space In CT1/ T2N0 Squamous Cell Carcinomas Of The Tongue

Lei Zheng, Xiao-Ming Lv, Jian-Guo Zhang
China

11:24 - 11:30

Detecting Maxillary Bone Invasion By Primary Oral Squamous Cell Carcinoma: The Value Of Preoperative CT And MRI

Fons Slieker, Jan Willem Dankbaar, Remco De Bree, Ellen M. Van Cann
The Netherlands



24th EACMFS CONGRESS

18-21 September 2018
MUNICH - GERMANY



SCIENTIFIC PROGRAM · THURSDAY 20 SEPTEMBER

11:30 - 11:36

Osteosarcoma Of The Maxilla And Skull Base: The Treatment Experience From Multidisciplinary Team In Shanghai Ninth People's Hospital

TONG Ji, Yi Ming Chen, Jian Sun

China

11:36 - 11:42

Carcinoma Ex Pleomorphic Adenoma: Is It A High-Grade Malignancy?

Xin Peng

China

11:42 - 11:48

Evaluation Of Effectiveness Of Elective Neck Dissections In Patients With Oral Cancers

Mario Juric, Mirela Carapina

Bosnia and Herzegovina

11:48 - 11:54

Intraoperative Bioimaging Of Invasive Carcinoma Cells - An Approach To A Paradox Of Modern Medicine

Markus Nieberler, Ute Reuning, Horst Kessler, Dimitris Gorpas, Vasilis

Ntziachristos, Klaus-Dietrich Wolff

Germany

11:54 - 12:00

HPV Infection In OSCC: Still A Pattern To Discuss?

Carolin Götz, Enken Drecoll, Melanie Boxberg, Oliver Bissinger, Klaus-

Dietrich Wolff, Andreas Kolk

Germany

12:00 - 12:06

Conservative Versus Surgical Treatment In 135 Patients With Medication Related Osteoradionecrosis Of The Jaw (MRONJ) : 12 Year's Experience

Rokneddine Javadian, Alix Maillet, Raquel Lamartine, Edward

Boutremans, Didier Dequanter, Isabelle Loeb

Belgium

10:36 - 10:42

Preferred technique, timing and bio-materials for adult customized implant - based cranioplasty reconstruction

Amir Y Wolff, Gabe F Santiago, Micah Belzberg, Charity Huggins, Judy

Huang, Chad R Gordon

United State

10:42 - 10:48

Finite Element Analysis Of The Stress Distribution Around The Reconstruction Plate And/Or Mini Plate On The Reconstructed Mandibular Models With Extraoral Autogenous Bone Grafts In Different Defect Sizes

Meric Bilgic Kucukguven, Murat Akkocaoglu

Turkey

10:48 - 10:54

Perspectives On Facial Reconstruction

Sophie Laversanne¹, Pierre Haen¹, Audrey Gallucci², François Salles³,

Charles Collet⁴, Mélanie Arnaud⁵

France

10:54 - 11:00

Visualization Of Perforating Vessels Through A Smartphone-Based Thermographic Camera (FLiR)

Benedikt Paßmann, Vitalij Zyba, Stefan Hartwig, Martin Scheer

Germany

11:00 - 11:06

Arteriosclerosis Of The Lower Limb - An Indicator For Flap Failure Of The Fibular Flap?

Marie Dorothee Abe-Nickler, Ekaterina Hinrichs, Thekla Oechtering,

Peter Sieg, Samer George Hakim

Germany

11:06 - 11:12

Shape Modified Radial Artery Adipo-Facio Cutaneous Perforator Flap- An Observational Anatomical Vascular Analysis & Prospective Randomized Control Clinical Study.

Ehtaij Sham Sham¹, Jaumie Masia Ayala²

¹. India

². Spain

11:12 - 11:18

A Five-Year Cranioplasty Study: Analyzing Outcomes With 439 Consecutive Customized Cranial Implants

Amir Y Wolff, Gabe F Santiago, Michael Pozin, Judy Huang, Gordon R

Chad

United States

11:18 - 11:24

The Submental Island Flap For Oropharyngeal Reconstruction: A Mid-Essex Experience Of 22 Cases

Mark Singh, Khemanand Maharaj, Jamal Siddiqi, Shadaab Mumtaz

United Kingdom

11:24 - 11:30

Implementation The Mixed Reality Technologies In Reconstructive Cranio-Maxillofacial Surgery.

Chingiz R Rahimov, Ismayil M Farzaliyev, Siraj G Ahmedov, Deniz U

Aliyev

Azerbaijan

FREE PAPERS

RECONSTRUCTION VII

CARL AMERY HALL · 10:30 - 13:00

**Chairmen: Alberto Haddad - Satheesh Prabhu -
Sophie Laversanne**

10:30 - 10:36

Endoscope-Assisted Head And Neck Surgery

Tatiana Evgenievna Kolegova, Andrei Il'yich Iaremenko

Russia



24th EACMFS CONGRESS

18-21 September 2018
MUNICH - GERMANY

SCIENTIFIC PROGRAM · THURSDAY 20 SEPTEMBER

11:30 - 11:36

Automated Virtual Planning Of Mandibular Reconstructions With Microvascular Fibula Flaps

Stefan Raith, Alexandra Rauhen, Nassim Ayoub, Florian Peters, Frank Hölzle, Ali Modabber
Germany

11:36 - 11:42

Conformity Of Presurgical Planing And Postsurgical Outcome In Orbital Wall Reconstructions With Application Of Custom Made Patient Specific Implants

Yurii Chepurnyi, Andriy Kopchak, Denis Chernogorskyi, Oksana Petrenko
Ukraine

11:42 - 11:48

Advanced tumor stage as a negative prognostic factor in the survival of free flaps in head and neck reconstruction

Fernando Almeida, Jorge Núñez, Manuel Picón, Julio Acero
Spain

11:48 - 11:54

Local Flaps In The Reconstruction Of Oral And Peri-Oral Defects: Literature Review And Treatment Algorithm Proposal.

Lara Valentina Comini, Giuseppe Spinelli, Giuditta Mannelli
Italy

11:54 - 12:00

Comparison Of Accuracy Of 3D Scanner And CBCT In Facial Soft Tissue

Ryo Yamochi, Toshiaki Numajiri, Hiroko Nakamura, Yoshihiro Sowa
Japan

12:00 - 12:06

The Use Of Indocyanine Green Video Angiography For The Assessment Of Cancellous Bone Perfusion

Ralf Georg, Lucas M. Ritschl, Marco R. Kesting, Klaus-Dietrich Wolff, Thomas Mücke, Andreas M. Fichter
Germany

12:06 - 12:12

Application Of A Navigation System In The Bilateral Midface Defects Based On Normal Chinese Individuals' Three-Dimensional Craniomaxillofacial Features Database-A Pilot Study

Bao-Cheng Yao, Yang He, Jing Wang, Jin-Gang An, Yi Zhang
China

12:12 - 12:18

A CAD/CAM Glass Fiber Reinforced Composite Fixation Plate For Mandible Reconstruction: An In Vitro Biomechanical Study.

Carsten Rendenbach¹, Claudius Steffen¹, Kay Sellenschloh¹, Max Heiland¹, Pekka Vallittu², Gerd Huber¹

¹. Germany

². Finland

12:18 - 12:24

Eagle'S Syndrome...What A Pain In The Neck!

Bridie Griffiths, Bridie Griffiths
United Kingdom

12:24 - 12:30

The Benefits Of Patient-Specific, 3D-Printed Titanium Implants In Reconstruction Of The Mandible: A Systematic Review Of The Evidence And A Proposed Observational Study Of Key Themes.

Alexander Goodson, Peter Evans, Madhav Kittur, Mark Williams
United Kingdom

12:30 - 12:36

Algorithm Of Complex Midface Defects Reconstruction With Fibula Free Flap

Elena Verbo, Olga Moskaleva, Sergey Butsan, Mikhail Bolshakov, Tatiana Brajilovskaya, Petr Nikiforovich
Central Research Institute of Dental and Maxillofacial Surgery, Moscow, Russia

FREE PAPERS

ORAL SURGERY/IMPLANTS IV

CHORPROBENSAAL · 10:30 - 13:00

Chairmen: *Cyrille Chossegros - Eric Dierks - Kristian Heinz Kniha*

10:30 - 10:36

Feasibility, Accuracy, And Stability Of A Novel Approach For Computer-Aided Autotransplantation Of Teeth: A Preliminary Experience From China

Wei He, Kaiyue Tian, Xiaoyan Xie, Enbo Wang, Nianhui Cui
China

10:36 - 10:42

Animal-Free Collagen-Like Membranes For Surgical Applications

Falk Birkenfeld¹, Claudia Schwann¹, Yong Peng², Yahya Acil¹, Jörg Wilffang¹, Helmut Thissen²

¹. Germany

². Australia

10:42 - 10:48

Hard Tissue Dimensions In Fibula And Deep Circumflex Iliac Artery Flaps Following Dental Implantation: A Three-Year Follow-Up Study

Kristian Kniha, Florian Peters, Stephan Möhlhenrich, Nassim Ayoub, Ali Modabber, Frank Hölzle

Germany

10:48 - 10:54

Different Surgical Approaches For The Management Of Keratocysts

Basak Keskin Yalçın

Turkey

10:54 - 11:00

Risk Of Osteonecrosis Of The Jaw And Histology Of Alveolar Bone After Tooth Extraction With Primary Closure In Patients On Antiresorptive Therapy

Morten Schiodt, Emilie Nor Nielsen, Camilla Ottesen, Sanne Madsen, Camilla Gjøedesen, Jesper Reibel

Denmark



24th EACMFS CONGRESS

18-21 September 2018
MUNICH - GERMANY



SCIENTIFIC PROGRAM · THURSDAY 20 SEPTEMBER

11:00 - 11:06

Economic evaluation of a telemedicine program in included third molars

Ana Isabel Avellaneda Camarena, Javier - Herce López, Álvaro - Tofé Povedano, Ivanna Emilia Espinoza Visval, Pilar - Toledano Valero, Pedro - Ruiz Huertas

Spain

11:06 - 11:12

Keratocystic Odontogenic Tumor Associated To Gorlin-Goltz Syndrome In Infancy

Andreia Barbosa Silva, Alexandre Bouca, Luís Filipe Fonseca, Clara Maria Carracha, Helena Santos Rodrigues, Paulo Valejo Coelho

Portugal

11:12 - 11:18

Remodeling Of The Autologous Bone Grafts From The Iliac Crest In Patients With Defects And Deformities Of The Facial Bones In Early And Long-Term Postoperative Period.

Vasyl - Rybak, Tetiana - Pavlychuk, Andrii - Kopchak

Ukraine

11:18 - 11:24

Long-Term Investigation Of Decompression As A Definitive Treatment In Impacted Third Molar Related Mandibular Cysts

Giuseppe Lizio, Lorenzo Ferraioli, Claudio Marchetti

Italy

11:24 - 11:30

Virtual-planned GBR For 3D Defects : Predictability Evaluation Before The Prosthetic Phase

Giuseppe Lizio, Giuseppe Corinaldesi, Claudio Marchetti

Italy

11:30 - 11:36

Differential Diagnosis Between A Granuloma And Radicular Cyst: Effectiveness Of Magnetic Resonance Imaging

Giuseppe Lizio, Eugenio Salizzoni, Gian Andrea Pelliccioni

Italy

11:36 - 11:42

Surgical Treatment Of Osteonecrosis Of Jaws With A Piezosurgical Device: Ten-Years Experience.

Enrico Nastro, Luciano Catalfamo, Gabriele Cervino, Alessandro Calvo, Michele Runci Anastasi, Giacomo Oteri

Italy

11:42 - 11:48

The Management Of "tissues" In Pre-Prosthetic Surgery. Bioengineered Materials Compared.

Luciano Catalfamo, Enrico Nastro, Sergiampietri Marta, Alessandro Calvo, Michele Runci Anastasi

Italy

11:48 - 11:54

Clinical Evaluation Of Titanium Mesh Prepared Using Selective Laser Melting Technique (Additive Manufacturing) For Alveolar Ridge Augmentation.

Ayako Ochi, Nahoko Kato-Kogoe, Kayoko Yamamoto, Kazuya Inoue, Shihoko Inui, Takaaki Ueno

Japan

11:54 - 12:00

Virtual reality endoscopic- and navigation-assisted implant surgery using head mount display

Akira Matsuo, Hayato Hamada, Hidenori Ooba, Jin Chikira

Japan

12:00 - 12:06

Sensory Disturbances Index For Treatment Planning For Injuries To Peripheral Branches Of The Trigeminal Nerve

Irina Olegovna Pohodenko-Chudakova, Kristyna Vadimovna Vilkitkaya

Belarus

12:06 - 12:12

Evolution of the treatment with dental implants in patients with ameloblastoma: retrospective study of 30 cases in a single institution

Manuel Tousidonis, Elena Bullejos, Pablo Montes Fdez-Micheltorena,

José Ignacio Salmerón, Carlos Navarro Cuéllar, Santiago Ochandiano

Spain

12:12 - 12:18

Augmented Reality Visualization In Head And Neck Surgery: A Pilot Study And Future Perspectives.

Andrei Ilich Yaremenko, Igor Nikolaevich Kalakutskiy, Anna Valerievna

Lysenko

Russia

12:18 - 12:24

Laser-Patterned Microcoagulation And Microablation (LPM) Technology: Clinical Study Of Gingiva Regeneration In Implantation Zone.

Andrei I Yaremenko, Alexander Y Zernitskiy, Ekaterina A Zernitckaia

Russia

SYMPOSIUM

AESTHETIC SURGERY

HOLIDAY INN 1 · 10:30 - 12:30

Moderator: Maurice Yves Mommaerts

10:55 - 11:25

Comprehensive face & neck lift, on 1300 patients

Joe Niamtu (USA)

11:25 - 11:55

Why most facelifts don't last and what the maxillofacial surgeon can do to remedy it?

Jean-Paul Meningaud (France)

11:55 - 12:20

Lipofilling of the face. Scientific evidence and future perspectives

Johan Jansma (The Netherlands)

12:20 - 12:40

Effectiveness in the facelift is not a contradiction – thanks to the new PRESTO technique

Wolfgang Funk (Germany)



24th EACMFS CONGRESS

18-21 September 2018
MUNICH - GERMANY

SCIENTIFIC PROGRAM · THURSDAY 20 SEPTEMBER

12:20 - 12:40

From 'pommette' to 'poirette': a gender-specific approach to malar augmentation surgery

Olivier Beckers (Belgium)

12:20 - 12:40

From 'pommette' to 'poirette': a gender-specific approach to malar augmentation surgery

Michael Büttner (Belgium)

12:20 - 12:40

From 'pommette' to 'poirette': a gender-specific approach to malar augmentation surgery

Maurice Y Mommaerts (Belgium)

GUEST SOCIETY

SECOM: FACING THE FUTURE IN SURGICAL TREATMENT OF THE TMJ PROF. JOSÉ LUIS LÓPEZ-CEDRÚ - GUEST SOCIETY

HOLIDAY INN 2 · 10:30 - 12:30

Moderators: José Luis Lopez-Cedrun (Spain)

Adrian Bencini (Argentina)

Fernando Garcia-Marin (Spain)

10:30 - 10:50

New substances for TMJ infiltration

Jacinto - Fernández Saroman (Spain)

10:50 - 11:10

Is arthrocentesis of the TMJ the treatment of the future?

Javier Bara (Spain)

11:10 - 11:30

Arthroscopy of the TMJ: Where are we going?

Rafael Martín-Granizo (Spain)

11:30 - 11:50

Is it possible a surgical treatment of the TMJ based in evidence?

Raúl González-García (Spain)

11:50 - 12:10

New designs in prosthesis of the TMJ

Florencio Monje Gil (Spain)

12:10 - 12:30

New digital tools to improve total reconstruction of the TMJ

Miguel Angel Morey (Spain)

MASTERCLASS

RHINOPLASTY: OPEN AND CLOSED. HOW TO DO IT

HOLIDAY INN 3 · 10:30 - 11:30

Guillermo Raspall (Spain)

E-POSTER PRESENTATION SESSION III

HOLIDAY INN 8 · 10:30 - 12:30

Chairmen: Andreas Kolk - Robert Sader

10:30 - 10:32

Supraclavicular Artery Island Flap Is A Versatile Option Of The Head And Neck Reconstructive Surgery

Katalin Túri, Attila Fekete, Krisztina Csépló, Gábor Csáki, Csilla Suri
Hungary

10:32 - 10:34

Description Of Local Flaps In Porcine Animal. The Importance In Surgical Training.

Ismael Méndez Del Río, Iulia Ivan, Ángel Penedo, Jose Luis López-Cedrún
Spain

Spain

10:34 - 10:36

Method Of Pre-Operative Digital Treatment Planning For Reconstruction Of Extensive Mandibular Defects Using Iliac Crest Bone Autogenous Graft.

Anna E. Airapetyan, Arthur N. Kondrat, Oleg B. Kulakov, Yuri A. Medvedev, Tigran S. Khachatryan, Oleg V. Djirgalov
Russia

Russia

10:36 - 10:38

The Submastoid Triangle As A Surface Marking For The Location And Course Of The Occipital Artery. An Anatomical Cadaveric Study

Harry D. Koumoullis, Athanasios Athanassopoulos, Asha Venkatesh, Simon Parson
United Kingdom

United Kingdom

10:38 - 10:40

Benefits Of Individual 3-D Models For Planning Resection And Reconstruction Of The Mandible - A Case Report

Thilo Hagen, Jan Novak, Johannes Kutenberger
Switzerland

Switzerland

10:40 - 10:42

Total Maxillary Reconstruction Using A Prefabricated

Microvascular Iliac Crest Free Flap

Jürgen Wallner, Michael Schwaiger, Matthias Feichtinger, Norbert Jakse, Wolfgang Zemann, Mauro Pau
Austria

Austria

Availability Of Reconstruction Of Maxillopalatal Defects After Tumor Resection Using A Pedicled Graft Of Buccal Fat Pad Covered With A Polyglycolic Acid Sheet And Fibrin Glue Formulation.

Soichi Iwai, Tomoaki Imai, Itsuro Kato, Mitsuhiro Nakazawa, Narikazu Uzawa
Japan

Japan

10:44 - 10:46

One-Stage Microvascular Mandible Reconstruction And Biomet

TMJ Prosthesis

Grazyna Wyszynska-Pawelec, Michal Gontarz, Andrzej Pawelec, Maciej Opach, Agnieszka Biel-Wiendlocha, Jan Zapala
Poland

Poland



24th EACMFS CONGRESS

18-21 September 2018
MUNICH - GERMANY



SCIENTIFIC PROGRAM · THURSDAY 20 SEPTEMBER

10:46 - 10:48

The Prognostic Comparison Of Torn Lingual Nerve Repairs Between Direct Suturing Method And A Processed Nerve Allograft Renerate® for The Reconstruction Of Lingual Nerve Discontinuities.

Shigeyuki Fujita, Takashi Nakanishi, Yukari Shintani, Itaru Tojyo
Japan

10:48 - 10:50

Use Of An Acrylic Implant In Mandibular Reconstruction

Adil Aslam, Gareth Robinson, Tim Hall
United Kingdom

10:50 - 10:52

Clinical Course Of Lingual Nerve Injury And Factors Promoted Nerve Regeneration In The Traumatic Neuroma

Takashi Nakanishi, Yukari Shintani, Itaru Tojyo, Shigeyuki Fujita
Japan

10:52 - 10:54

A Novel Ocular Prosthesis Manufacture Method

Emma Grace Walshaw, Taras Gout, Tim Zoltie, Paul Bartlett
United Kingdom

10:54 - 10:56

Bone Regeneration In Segmental Femoral Defects Using Beta-Tricalcium Phosphate: An In Vivo Micro-Computed Tomographic Experiment In Rats

Mohammed Nageeb Badwelan, Mohammed Ghazi Alkindi
Saudi Arabia

10:56 - 10:58

Facial Pain From Entrapment Of Zygomaticofacial And Auriculotemporal Nerves - A Case Report And Review.

Henrique Messias, Ivan Beleca, Paulo Coelho
Portugal

10:58 - 11:00

The Role Of Arthrocentesis With Lysis, Lavage And Viscosupplementation With Hyaluronic Acid In Temporomandibular Disorder And Orofacial Pain

José Ricardo Vieira Ferreira, Miguel Amaral Nunes, Isabel Amorim, Francisco Salvado
Portugal

11:00 - 11:02

Tinnitus Following TMJ Arthrocentesis: A New Complication?

Sophina Rani Mahmood
United Kingdom

11:02 - 11:04

Tophaceous Calcium Pyrophosphate Dihydrate Deposition Disease: A Rare Case Of Monoarticular Giant Chondrocalcinosis Of The Temporomandibular Joint With Infiltration Of The Skull Base

Julian Jakob Ebner, Martin Lanzer, Thomas Gander, Daniel Zweifel
Switzerland

11:04 - 11:06

Unusual Case Of Fibrodysplasia Ossificans Progressive Associated To Heart Valve Disease

Samia Ayachi, Ghada Aouina, Mohamed Boumaiza, Mohamed Kahloul, Ramzi Moatemri
Tunisia

11:06 - 11:08

Bifid Mandibular Condyle: An Uncommon Entity

Manuel Rodrigues De Sousa, Lígia Castelhana Coelho, José Castro Soares, Frederico Martins, Isabel Vazquez, Rui Balhau
Portugal

11:08 - 11:10

Temporomandibular Disorders, Our Experience – Retrospective Study

Sofia Morais, Joana Barão Faustino, Pedro Cabeça Santos, Carlos Faria, João Correia Pinto
Portugal

11:10 - 11:12

Prevalence Of Temporomandibular Disorders In Patients Referred For Orthognathic Surgery

Joana Barão Faustino, Sofia Morais, Carlos Faria, João Correia Pinto
Portugal

11:12 - 11:14

Prevalence Of Temporomandibular Disorders In Patients With Dentofacial Dysmorphia: A Study In A Portuguese Population

Joana Barão Faustino, Sofia Morais, Carlos Faria, João Correia Pinto
Portugal

11:14 - 11:16

Abobotulinumtoxin A Injection In Masticory Myalgia

Mufide Bengu Erden¹, Candan Efeoglu¹, Gulcan Coskun Akar², Huseyin Koca¹
Turkey

11:16 - 11:18

Two New Surgical Techniques To Refine Surgery Around The Ear.

Rhodri O H L Davies¹, Luke Cascarini¹, Darryl M Coombes¹, Gary Warburton²

¹. United Kingdom

². United States

11:18 - 11:20

Influence of the type of temporomandibular joint pathology on the results of arthrocentesis. prospective study in 111 tmj arthrocentesis

Marina Alexandra Gavín Clavero, Rocío Gallego Sobrino, Ursula María Jariod Ferrer, Bianca Georgina Pantilie, María Victoria Simón Sanz, Julia Cayetana Blasco Palacio
Spain

11:20 - 11:22

The Transition Zone In Posttraumatic Orbital Reconstruction: Comparison Of Different Methods For Measuring The Angle Between Medial Orbital Wall And Orbital Floor.

Sophie Von Bülow, Rüdiger M. Zimmerer, Jan Dittmann, Nils-Claudius Gellrich
Germany



24th EACMFS CONGRESS

18-21 September 2018
MUNICH - GERMANY

SCIENTIFIC PROGRAM · THURSDAY 20 SEPTEMBER

11:22 - 11:24

The Effect Of Nerve Traction On Transient Postoperative Facial Palsy In Preauricular Approaches For Reduction Of Mandible Condylar Head Fractures

Hyonsurk Kim, Jeongmin Yoon, Seung Ha Park, Dong Hee Kang, Byung-Il Lee
South Korea

11:24 - 11:26

Entropion: A Complication Of The Transconjunctival Approach

Hernando Valentim Rocha Junior, Mariana Silva Campos, Emmanuel Escudeiro
Brazil

11:26 - 11:28

QEIOS – To Give Researchers The Power To Produce And Share With Everyone The Best Possible Knowledge

Alberto Bedogni¹, Gabriele Marinello¹, Giorgio Bedogni¹, Alberto Marinello¹, Marcello Fuschi¹, Umberto Pilla²

¹. Italy

². United Kingdom

11:28 - 11:30

Analysis Of Mandibular Fractures In Years 2012-2015

Dawid Zagacki, Piotr Szymor, Marcin Kozakiewicz
Poland

11:30 - 11:32

Anatomo-Clinical Types Of Comminuted Mandibular Fractures (CMF).

Agil Huseynov

Ukraine

11:32 - 11:34

The Relationship Between Facial Fractures And Socioeconomic Status In The North East Of England

Michael Goodfellow, Andrew Burns

United Kingdom

11:34 - 11:36

Case Of Trigeminal Neuralgia

Lyudmila Shamanaeva, Sergei Shamanaev, Igor Cherkosov, Kirill Polyakov, Pavel Petruk, Anastasia Lukyanova

Russia

11:36 - 11:38

Maxillofacial Injuries Associated With Domestic Violence: A 1yr Major Trauma Centre Experience

Holly Boyes, Joan Cruz, Kathleen Fan

United Kingdom

11:38 - 11:40

The BAOMS National Facial Injury Surveys: A Cross-Sectional Temporal Survey Study Analysing The Tissue-Type Of Facial Injuries That Presented To UK Emergency Departments.

Rhodri O H L Davies, Doug Hammond, Patrick Magennis, Iain Hutchison

United Kingdom

11:40 - 11:42

A Vertically Split Fracture Of The Marginal Process Of The Zygomatic Bone In A Child

Wang Seok Lee

South Korea

11:42 - 11:44

Epidemiological Assessment Of Oral And Maxillofacial Hard And Soft Tissue Injuries: A One-Year Survey In Amin Hospital Of Isfahan City

Paridokht Zarean, Parichehr Zarean, Abolfath Hosseinzadeh Namin, Nasrollah Bashardoust

Iran

11:44 - 11:46

Postoperative Aspiration-Related LRTI Analysis In The Patients With The Oral And Maxillofacial Diseases And The Tracheotomy

Le Yang, Yu-Jie Liang, Guang-Sen Zheng, Xin-Fang He, Gui-Qing Liao

China

11:46 - 11:48

Immunity Changes And Bone Healing On Mandibular Fracture. An Experimental Study.

Jahid J Mammadov, Yunis A Yusubov, Farinaz R Irannezhad

Azerbaijan

11:48 - 11:50

The Aintree Maxillofacial Unit Analgesia Guide: A Multidisciplinary Quality Improvement Project

Aitor De Gea Rico, Lucy Stubbs, Simon N Rogers

United Kingdom

KEYNOTE

FACIAL BALLISTIC INJURIES: OUR LEARNING CURVE FROM AFGHANISTAN AND IRAQ

CARL-ORFF · 11:15 - 12:00

Moderator: David Mitchell

Satyesh Chimanlal Parmar (United Kingdom)



24th EACMFS CONGRESS

18-21 September 2018
MUNICH - GERMANY



SCIENTIFIC PROGRAM · THURSDAY 20 SEPTEMBER

KEYNOTE

SURGERY OF ENDOCRINE ORBITOPATHY

CARL-ORFF · 12:00 - 12:45

Moderator: Nick Kalavrezos

Manlio Galie (Italy)

MASTERCLASS

RECONSTRUCTION USING PERFORATOR FLAPS

HOLIDAY INN 3 · 12:00 - 13:00

William Yue He (China)

KEYNOTE

TRANSLATION MEDICINE IN ORAL CANCER DETECTION

BLACK BOX · 12:30 - 13:00

Moderator: Ting Liu

Shou-Yen non Kao (Taiwan)

KEYNOTE

ORBITAL TUMOURS - PRINCIPLES OF TREATMENT AND ORBITAL RECONSTRUCTION

HOLIDAY INN 1 · 12:30 - 13:00

Moderator: Frank Hölze

Christopher Mohr (Germany)

SYMPOSIUM STRYKER

VIRTUAL SURGICAL PLANNING IN ORTHOGNATHIC SURGERY

HOLIDAY INN 2 · 12:30 - 14:00

Nicolai Paaske (Denmark)

Bryan Bell (USA)

KEYNOTE

IMMUNOTHERAPY BASED APPROACHES FOR TREATMENT OF ORAL CANCER

CARL-ORFF · 14:00 - 14:45

Barbara Johanna Wollenberg (Germany)

GUEST SOCIETY

AACMFS - GUEST SOCIETY

BLACK BOX · 14:00 - 15:30

Moderator: Eric Jackson Dierks (United States)

14:00 - 14:20

Recent Advances in Risk Assessment for Neck Dissection and Adjuvant Therapy in Oral Cancer

Brent Ward (United States)

14:20 - 14:40

What Patients Teach Us About the Complexity of Oral Cancer

Chi Viet (United States)

14:40 - 15:00

Recent Advances in Immunotherapy for Head and Neck Cancer

Bryan Bell (United States)

GUEST SOCIETY

BALKAN ASSOCIATION: BALKAN PERSPECTIVES ON FACIAL DEFORMITIES AND CORRECTIVE STRATEGIES - GUEST SOCIETY

KONZERTSAAL · 14:00 - 15:30

Moderators: Reha Kisnisci (Turkey)

Vitomir Konstantinovic (Serbia)

14:00 - 14:15

The importance of pharyngeal airway changes after mono and bimaxillary surgery in class III patients

Vitomir Konstantinovic (Serbia)

14:15 - 14:30

Distraction Osteogenesis in Secondary Cleft Cases

Reha Kisnisci (Turkey)

14:30 - 14:45

Variations of the facial nerve branching and dynamic reconstructions of complex peripheral facial nerve defects by a combined approaches

Vladimir Risto Popovski (Republic of Macedonia)

14:45 - 15:00

30 years of experience in maxillofacial traumatology and what have we learned

Andrej Kanksy (Slovenia)

15:00 - 15:15

Midface reconstruction ; history baese from experience from the single department

Vedran Uglesic (Croatia)



24th EACMFS CONGRESS

18-21 September 2018
MUNICH - GERMANY

SCIENTIFIC PROGRAM · THURSDAY 20 SEPTEMBER

GUEST SOCIETY

MAASZT - GUEST SOCIETY

CARL AMERY HALL · 14:00 - 15:30

Moderator: Nemeth Zsolt (Hungary)

14:00 - 14:05

Opening of the Symposium

Nemeth Zsolt (Hungary)

14:05 - 14:35

In vitro comparison of the effect of piezosurgery and conventional bone preparation technique on intrasosseous heat generation

Norbert Cziriak (Hungary)

14:35 - 15:05

Heat Consequences Of Different Preparation Methods In Impacted Third Molar Removal And Coronectomy

Jozsef Szalma (Hungary)

University of Pécs, Dept. Oral and Maxillofacial Surgery, Pécs, Hungary

15:05 - 15:35

The impact of excessive usage and sterilization of drills on intrasosseous temperature rise in guided surgery: an experimental study

Jozsef Dmd, Md Piffko (Hungary)

University of Szeged Albert Szent-Györgyi Medical Center Department of Oral and Maxillofacial Surgery, Szeged, Hungary

15:35 - 16:05

The importance of the temperature of the irrigating fluid in controlling intrasosseous temperature rise in guided and freehand implant site preparation: an experimental study

Kristóf Boa (Hungary)

University of Szeged, Albert Szent-Györgyi Health Center, Department of Oral and Maxillofacial Surgery, Szeged, Hungary

FREE PAPERS

TMJ DISORDERS III

CHORPROBENSAAL · 14:00 - 15:30

Chairmen: Achim Bomhard - Maurice Mommaerts -

Birte Julia Siegmund

14:00 - 14:06

A Case Of Fibromyalgia Comorbid With Temporomandibular Disorder Which Was Treated By Multidisciplinary Approach With Dental Infection As A Start.

Hitoshi Sato, Hironori Saisu, Sunao Shiogama, Yuji Kurihara, Tatsuo Shirota

Japan

14:06 - 14:12

Mandibular Bone Effects Of Botulinum Toxin In Masticatory Muscles In Adult Human

Alexis Kahn

France

14:12 - 14:18

The Influence Of Platelet-Rich Plasma Injection To A Immunologically Induced Arthritis Of The Temporomandibular Joint In A Pig Model

Andre Sengebusch, Hendrik Naujokat, Björn Möller, Yahya Acil, Jörg Wilfgang

Germany

14:18 - 14:24

Management Of Temporomandibular Joint Degenerative Disorders With Human Amniotic Membrane

Luca Guarda Nardini, Daniele Manfredini, Mirko Ragazzo, Diletta Trojan³, Adolfo Paolin

Italy

14:24 - 14:30

Clinical Outcomes Following OK-432 (Picibanil) Administration For Recurrent Dislocation Of The Temporomandibular Joint

Kazuhiro Matsushita, Jun Sato, Kancho Tei

Japan

14:30 - 14:36

Alloplastic Reconstruction Of The Temporomandibular Joint For Rehabilitation Of Function And Pain Reduction

Birte Julia Siegmund, Karsten Winter, Jan Rustemeyer

Germany

14:36 - 14:42

Alloplastic Reconstruction In Hemifacial Microsomia (HFM)

Spiros Lazarou¹, Neophytos Demetriades², John Polley³, John Giroto³

¹. Greece

². Cyprus

³. United States

14:42 - 14:48

Synovial Chondromatosis Of The Temporomandibular Joint And Its Management: Report Of Two Cases

Sima Iannati, Christine Pretzl, Ravinder Pabla, Nayeem Ali, Simon

Holmes

United Kingdom

14:48 - 14:54

Evaluation of the effects of botulinum toxin injection and occlusal splints on the treatment of bruxism

Mehmet Emre Yurttutan

Turkey

14:54 - 15:00

Current Concepts In Temporomandibular Joint (TMJ)

Arthrocentesis Techniques

Mehmet Fatih sentürk

Turkey

15:00 - 15:06

Concentric, Double-Puncture Arthrocentesis Using Unwelded Y-Curved Needle

Bong Chul Kim, Seong Ho Mun, Jun Lee, Hun Jun Lim

South Korea

15:06 - 15:12

TMJ Arthroscopic Discopexy With Resorbable Pins Effectively Maintain Disc In A Long-Term (5 Years) Follow-Up

Rafael Martin-Granizo, Alejandrina Millon, Nestor Naranjo, Laura

Colorado, Lourdes Maniegas, Manuel De Pedro

Spain



24th EACMFS CONGRESS

18-21 September 2018
MUNICH - GERMANY



SCIENTIFIC PROGRAM · THURSDAY 20 SEPTEMBER

KEYNOTE

TISSUE ENGINEERING IN MAXILLOFACIAL SURGERY

HOLIDAY INN 1 · 14:00 - 14:45

Moderator: Jörg Wiltfang (Germany)

Henning Schliephake (Germany)

MASTERCLASS

IMPLANT REHABILITATION IN COMPLEX HEAD AND NECK RECONSTRUCTION

HOLIDAY INN 3 · 14:00 - 15:00

Andrew Dawood / Nick Kalavrezos

GUEST SOCIETY

JSOMS: CLEFT SURGERY IN JAPAN - GUEST SOCIETY

HOLIDAY INN 2 · 14:00 - 15:30

Moderator: Kenichi Kurita (Japan)

Yoshiki Hamada (Japan)

14:00 - 14:20

Long term follow-up of patients with cleft lip and palate

Mikihiko Kogo (Japan)

14:20 - 14:40

Maxillary Growth and Speech in UCLP: The Results of Our Treatment Protocol

Kenichi Kurita (Japan)

14:40 - 15:00

Monocortical mandibular bone grafting for reconstruction of alveolar cleft

Tadashi Mikoya (Japan)

GENERAL ASSEMBLY

CARL-ORFF · 16:00 - 18:00

GUEST SOCIETY

IAOO PANEL SHIFTING PARADIGMS IN THE MANAGEMENT OF ORAL CANCER - GUEST SOCIETY

BLACK BOX · 16:00 - 18:00

Moderators: Ralph Gilbert (Canada)

Richard J Shaw (United Kingdom)

16:00 - 16:20

Can we accept close margins in oral squamous cell carcinoma

Ralph Gilbert (Canada)

16:20 - 16:40

Controversies in the management of oral premalignant lesions

Richard J Shaw (United Kingdom)

16:40 - 17:00

Navigation and computer-assisted surgery in the management of head and neck malignancy

Majeed Rana (Germany)

17:00 - 17:20

What is the role of human papillomavirus in the oral cancer?

Giuseppe Spriano (Italy)

17:20 - 17:40

A new classification for mandibular defects after oncological resection

James Brown (United Kingdom)

17:45 - 17:50

Evolution of IAEO and benefits of membership

Ralph Gilbert (Canada)

17:50 - 17:55

Announcing the 7th World Congress, IAEO Rome 2019

Giuseppe Spriano (Italy)

17:55 - 18:00

Word of Mouth" IAEO Webinar programme

Richard J Shaw (United Kingdom)

MASTERCLASS

TECHNICAL DEVELOPMENT OF MANDIBULAR RECONSTRUCTION

HOLIDAY INN 3 · 15:45 - 16:45

Frank Hölzle (Germany)

KEYNOTE

EVOLUTION IN THE TREATMENT OF MANDIBULAR FRACTURES

CARL-ORFF · 14:45 - 15:30

Moderator: Michael Ehrenfeld

Edward Ellis (United States)

KEYNOTE

BIOMATERIALS AND TISSUE ENGINEERING - OPPORTUNITIES AND CHALLENGES AHEAD

HOLIDAY INN 1 · 14:45 - 15:30

Moderator: Oliver Bissinger

Helmut Thissen (Austria)



24th EACMFS CONGRESS

18-21 September 2018
MUNICH - GERMANY

SCIENTIFIC PROGRAM · THURSDAY 20 SEPTEMBER

FREE PAPERS

FACIAL DEFORMITY SURGERY III

KONZERTSAAL · 16:00 - 18:00

Chairmen: Jochen Weitz - Rober Sader - Xiaona Lu

16:00 - 16:06

Defining Critical Ages For Orbital Shape Modifications After Frontofacial Monobloc Advancement With Internal Distraction For Crouzon Syndrome

Roman Hossein Khonsari¹, Quentin Hennocq¹, Johan Nysjö², Ingela Nyström², Giovanna Paternoster¹, Eric Arnaud¹

¹. France

². Sweden

16:06 - 16:12

Craniofacial And Brain Anomalies In Orofaciodigital Type 1 Syndrome: Combined Clinical And Fundamental Approach

Pernelle Puhl¹, Brunella Franco², Paul T Sharpe³, Roman Hossein Khonsari¹

¹. France

². Italy

³. United Kingdom

16:12 - 16:18

Three-Dimensional Orbital Shape In Intentional Skull Deformations And Adult Sagittal Craniosynostoses

Ronak Sandy¹, Quentin Hennocq², Johan Nysjö³, Martin Friess², Eric Arnaud², Roman Hossein Khonsari²

¹. Denmark

². France

³. Sweden

16:18 - 16:24

Role Of Distraction Osteogenesis In The Management Of Cranio- And Dentofacial Anomalies

Sandra Scholz¹, Matthias Schulz¹, Max Heiland¹, Nicolai Adolphs¹

Germany

16:24 - 16:30

Assessment Of Orbital Volume Increase After Craniofacial Surgery

Nicolai Adolphs¹, Matthias Schulz¹

Germany

16:30 - 16:36

Lipectomy In Endocrine Orbitopathy: Systematic Review (And Meta-Analysis) On Outcome And Complications.

Robin Willaert¹, Thomas Maly¹, Virginie Ninclaus¹, Wouter Huvenne¹, Nele Brusselaers², Hubert Vermeersch¹

¹. Belgium

². Sweden

16:36 - 16:42

Contribution Of Orofacial Manifestations In The Diagnosis Of Poly-Malformative Syndromes

Jed Bouguila¹, Yasmine Boukhalifa¹, Imene Gharbi¹, Sonia Naija¹

Tunisia

16:42 - 16:48

A Preliminary Study On The Simultaneous Treatment Of Temporomandibular Joint Ankylosis And Jaw Deformity By Virtual Mandibular Position Guided Costochondral Transplantation In Children

Yang He¹, Shuo Chen¹, Jingang An¹, Yi Zhang¹

China

16:48 - 16:54

Location Of Intraorbital Tumors And Surgical Methods

Tadaaki Morotomi¹, Hitomi Nakao¹, Hitoshi Nishiwaki¹, Narihiko Hirano¹, Takami Nakao¹, Noritaka Isogai¹

Japan

16:54 - 17:00

Image-Guided Piezoelectric Fronto-Lateral Orbitotomy: A Millimetre-Accurate Access To The Orbit Without Rigid Cutting Guides

Leonardo Franz¹, Massimo Robiony¹

Italy

17:00 - 17:06

Cascade Reaction Of Cranial Base Deformity In Crouzon's Syndrome

Xiaona Lu¹, Antonio Jorge Forte², John A Persing²

¹. China

². United States

17:06 - 17:12

Ancillary Procedures In Facial Animation Surgery

Andrea Ferri¹, Bernardo Bianchi¹, Luana Salvagni¹, Michela Bergonzani¹

Italy

17:12 - 17:18

Quantitative Analysis Of Paralyzed Lower Eyelid Elevation Techniques: Suspension Sling Vs Supporting Midcheek Lift

Tae-Suk Oh¹, Han Gyu Cha¹

South Korea

17:18 - 17:24

Is Tuftelin Involved In Embryonic Craniofacial Development?

Dekel Shilo¹, Adi Rachmiel¹, Anat Blumenfeld¹, Dan Deutsch¹

Israel

17:24 - 17:30

Craniostenosis: Surgical Steps, Functional And Aesthetic Outcomes

Mohammed Hasan Osman¹

Egypt

17:30 - 17:36

Functional Outcomes Following Distraction Osteogenesis In Pediatric Syndromic Craniomaxillofacial Deformities

Firdaus Hariji¹, Nor Faizal Ahmad Bahuri¹, Zainal Ariff Abdul Rahman¹, Dharmendra Ganesan¹

Malaysia

17:36 - 17:42

Condylar And Occlusal Changes After High Condylectomy For Condylar Hyperplasia

Xing Long¹

China



24th EACMFS CONGRESS

18-21 September 2018
MUNICH - GERMANY



SCIENTIFIC PROGRAM · THURSDAY 20 SEPTEMBER

FREE PAPERS

RECONSTRUCTION VIII

CARL AMERY HALL · 16:00 - 18:00

*Chairmen: Markus Nieberler - Rui Fernandes -
Andrea Varazzani*

16:00 - 16:06

Revisiting The Temporal Artery Posterior Auricular Skin (TAPAS) Flap: An Anatomical Basis For Stepwise Pedicle Dissection For Use In Targeted Facial Subunit Reconstruction.

Laurent Ganry¹, Kyle Ettinger², Rui Paulo Fernandes²

¹. France

². United States

16:06 - 16:12

Maxillary CAD/CAM Reconstruction Using In-House Approach

Toshiaki Numajiri, Daiki Morita, Hiroko Nakamura, Shoko Tsujiko, Ryo Yamochi, Yoshihiro Sowa
Japan

16:12 - 16:18

Outcomes Evaluation Of Zygomatic Complex Defect Resulting From Extensive Maxillectomy Using Computer-Aided Techniques And Patient-Specific Titanium Mesh

Wen-Bo Zhang, Yao Yu, Chi Mao, Chuan-Bin Guo, Guang-Yan Yu, Xin Peng
China

China

16:18 - 16:24

Replacing Tears With Saliva: Hope For Patients With Severe Dry Eye Syndrome

Jia-Zeng Su, Guang-Yan Yu, Zhi-Gang Cai

China

16:24 - 16:30

Bilateral Harvesting Of A Fibula Free Flap: Assessment Of Morbidity

Andrea Varazzani, Silvano Ferrari, Giuseppe Perlangeli, Bernardo Bianchi, Andrea Ferri, Enrico Sesenna

Italy

16:30 - 16:36

Masseteric Cooptation And Crossfacial Nerve Grafting: Is It Still Applicable 22 Months After The Onset Of Facial Palsy?

Andrea Varazzani, Bernardo Bianchi, Silvano Ferrari, Andrea Ferri, Enrico Sesenna

Italy

16:36 - 16:42

Johann Friedrich Dieffenbach : An Eminent Surgeon, A Pioneer Of Craniomaxillofacial Surgery.

Anastassios I. Mylonas, Effie Poulakou-Rebelekou, Lampros Zouloumis, Evangelia Ch. Papadopoulou

Greece

16:42 - 16:48

Cultivation Of Mesenchymal Stromal Cells On 3D Designed Lactide-Caprolactone Copolymers

Florian Böhrnsen, Michel Krier, Steffi Grohmann, Nicole Hauptmann, Liefieith Klaus, Henning Schliephake

Germany

16:48 - 16:54

Endocultivation: Bone Tissue Engineering Using The Greater Omentum As Living Bioreactor

Hendrik Naujokat, Henning Wieker, André Sengebusch, Yahya Açil, Jörg Wilfgang

Germany

16:54 - 17:00

The Long-Term Morphometric Outcomes In Patients With Untreated Craniosynostosis

John H Phillips¹, David Khechoyan², Christopher Forrest¹, Sultan Alshaqsi¹

¹. Canada

². United States

17:00 - 17:06

Platal Reconstruction After Wide Ablative Surgery By Le Fort I Transmaxillary Access And Flap Screw Fixation

Antonio Gennaro Cortese¹, Roberto Barbaro¹, Mario Caggiano¹, Antonio Borri¹, Pier Paolo Claudio²

¹. Italy

². United States

17:06 - 17:12

Use Of A Coupler Device For Venous Anastomosis Does Not Change Free Flap Loss Rate But Duration Of Surgery Is Reduced

Maciej Rysz, Filip Kissin, Romuald Krajewski

Poland

17:12 - 17:18

Clinical Application Of Domestic Customized 3D-Printing Total Temporomandibular Joint Prosthesis

Shanyong Zhang, Jisi Zheng, Xuzhuo Chen, Zhihang Zhou

China

17:18 - 17:24

Patient Specific Implants In Cranio, Oral And Maxillofacial Reconstructive Surgery, Are We There Yet? Success, Pitfalls And Complications Management.

Roman Mirochnik, Avi Toeg, Shareef Araida, Imad Abu El Naaj

Israel

17:24 - 17:30

Novel Scalp Classification System

Anastasiya Quimby, Rui Fernandes

United States

17:30 - 17:36

The Original Reconstructive Method For Small Defects Of Soft Tissues Of A Floor Of The Mouth And A Ventral Surface Of The Tongue With FAMM-flap And Permacol Surgical Implant.

Elena Alexandrovna Mironova, Ksenia Sergeevna Gyleva

Russia



24th EACMFS CONGRESS

18-21 September 2018
MUNICH - GERMANY

SCIENTIFIC PROGRAM · THURSDAY 20 SEPTEMBER

17:36 - 17:42

Segmental Mandibulectomy Reconstruction With The Anterolateral Thigh Flap.

Tarek Traboulsi Garef, Alba De Pablo García-Cuenca, Manel Saez Barba, Laia Fité Trepát, Jorge Pamiás Romero, Coro Bescós Atín
Spain

FREE PAPERS

ORAL SURGERY/IMPLANTS V

CHORPROBENSAAL · 16:00 - 18:00

*Chairmen: Herbert Deppe - Tobias Unterhuber -
Joke Karen Lies De Ceulaer*

16:00 - 16:06

Impact Of Incubation Method On The Release Of Growth Factors In Non-Ca2+-Activated PRP, Ca2+-Activated PRP, PRF And A-PRF

Nele Herbst, Daniel Steller, Ralph Pries, David Juhl, Peter Sieg, Samer G Hakim
Germany

16:06 - 16:12

Validation Of 3D Documentation Of Palatal Soft Tissue Shape, Color And Irregularity With Intraoral Scanning.

Julie Tilly Deferm, Ruud Schreurs, Frank Baan, Tong Xi, Stefaan Bergé, Thomas Maal
The Netherlands

16:12 - 16:18

Incision Of The Third Molar In The Netherlands.

Joris Torsten Wes, Jop Verweij, Tjeerd Van Der Ploeg, Richard Van Merkesteyn, Just De Mol Van Otterloo
The Netherlands

16:18 - 16:24

Two Cases Of Osteochondroma Of The Coronoid Process

Ramon Luaces-Rey, Ismael Mendez, David Neagu, Guillermo Rubin, Angel Penedo, Jose Luis López-Cedrún
Spain

16:24 - 16:30

The O-Bridge®: A Novel, Affordable And Fast Fixed Prosthetic Rehabilitation After Mandibular Reconstruction

Joke De Ceulaer, Lieven Barbier, Lies Pottel, Philippe Lamoral, Johan Abeloos
Belgium

16:30 - 16:36

Endoscopic Approach For A Maxillary Sinus Giant Osteoma: Our Experience

Antonio Romano, Antonio Pansini, Giovanni Dell'Aversana Orabona, Luigi Califano
Italy

16:36 - 16:42

Intra-Operative Sonographic Assessment Of Oral Cavity Tumours – A Pilot Study

Kostas Karavidas, Raghav Kulkarni, Ananth Vijendren, Thayahlan lyngkaran, Liam Masterson, Prasad Kothari
United Kingdom

16:42 - 16:48

Evolutionary Steps In Design And Finishing Of Additively Manufactured Subperiosteal Jaw Implants For The Extremely Resorbed Maxilla

Maurice Yves Mommaerts

Belgium

16:48 - 16:54

Implant Placement Using The Bone Platform Technique In Narrow Alveolar Ridge With Dual Layer Closure Involving The Inverted Periosteal Flap

Ljiljana Gvozden Stojcev Stajcic, Marko Nebojša Rodic, Zoran Života Stajcic
Serbia

16:54 - 17:00

Minimally Invasive Salivary Gland Surgery

Cyrille . Chossegras, Nicolas Graillon

France

17:00 - 17:06

Odontogenic Cheratoquiste Treated By Marsupialization And Enucleation

Pedro Ruiz Huertas, Silvia Gallana Alvarez, Ana Isabel Avellaneda Camarena, Ivanna Emilia Espinoza Visval, Pilar Toledano Valero, Carmen Ruiz Huertas
Spain

17:06 - 17:12

Comparing The Duration Of Different Phases Of Vertical Alveolar Distraction Between Ultrasound Treated And Control Group In Anterior Mandible.

Angie Hassan Al-Kassaby

Egypt

17:12 - 17:18

Dental Implants In Fibula Bone Flap Reconstructed Patients –25years Follow Up

Yang-Ming Chang

Taiwan

17:18 - 17:24

Medication-Related Osteonecrosis Of The Jaw In Oncological Patients With Skeletal Metastases: Conservative Treatment Is Effective Up To Stage 2

Koenraad Grisar

Belgium

17:24 - 17:30

Long-Term Outcome Of Autogenously Transplanted Maxillary Canines

Koenraad Grisar

Belgium



24th EACMFS CONGRESS

18-21 September 2018
MUNICH - GERMANY



SCIENTIFIC PROGRAM · THURSDAY 20 SEPTEMBER

17:30 - 17:36

New Freeze-Dried Bone Regenerative Material Consisting Of Octacalcium Phosphate Collagen Composite And Teriparatide

Shinji Kamakura, Atsushi Iwai, Fumihiko Kajii, Hidenori Tanaka, Keiko Matsui⁴, Tadashi Kawai
Japan

GUEST SOCIETY

KAOMS: TECHNICAL ADVANCES AND UPDATES IN ORTHOGNATHIC SURGERY FOR CLASS III PATIENTS - GUEST SOCIETY

HOLIDAY INN 1 · 16:00 - 18:00

*Moderators: Hwan Chul Kim (South Korea)
Hyung Jun Kim (South Korea)*

16:00 - 16:20

Updates in long term results in surgery-first approach

Hee Kyun Oh (South Korea)

16:20 - 16:40

Positional changes of proximal segment and its management after mandibular setback surgery

SoonJung Hwang (South Korea)

Dept. of Oral and Maxillofacial Surgery, Seoul National University Dental Hospital, Seoul, South Korea

16:40 - 17:00

Considerations for TMJ in asymmetry correction

Jong Ki . Huh (South Korea)

Gangnam Severance Hospital, Seoul, South Korea

17:00 - 17:20

Technical refinements in Maxillary posterior impaction & maxillary setback

Yong-Deok Kim (South Korea)

17:20 - 17:40

Patient-Tailored Approach for OSA and the role of Maxillofacial Surgery

Yong-Dae Kwon (South Korea)

17:40 - 18:00

The myth or reality; Is the mandibular setback surgery a risk of sleep disordered breathing?

Tae Geon Kwon (South Korea)

GUEST SOCIETY

SFSCMFCO - GUEST SOCIETY

HOLIDAY INN 2 · 16:00 - 18:00

Moderator: Cyrille M. Chossegros (France)

16:00 - 16:15

Simulation method for facial soft tissue alterations following orthognathic surgery: preliminary results

Jean-Christophe Lutz (France)

16:15 - 16:30

Functional genioplasty in question. Analysis of 15 cases

Christian Paulus (France)

16:30 - 16:45

Morphological results after use of a customized naso-orbito-frontal bandeau remodeling guide in craniofacial surgery

Christophe Meyer (France)

16:45 - 17:00

Impact of plagiocephaly on the midfacial growth

Christophe Meyer (France)

17:00 - 17:15

Liftings, why results usually don't last, and what we can do for a long-lasting result?

Jean-Paul Meningaud (France)

17:15 - 17:30

Keratoprosthesis

Laurent Guyot (France)

17:30 - 17:45

TMJ Prosthesis and second look arthroplasty

Muriel Brix (France)

MASTERCLASS

SEQUENCING BIMAXILLARY ORTHOGNATHIC SURGERY

HOLIDAY INN 3 · 17:00 - 18:00

Edward Ellis (United States)



24th EACMFS CONGRESS

18-21 September 2018
MUNICH - GERMANY

SCIENTIFIC PROGRAM · FRIDAY 21 SEPTEMBER

SYMPOSIUM

ONCOLOGY SESSION SHOWCASE FOR CLINICAL TRIALS IN ORAL CANCER

CARL-ORFF · 08:00 - 10:00

*Moderators: James Brown (United Kingdom)
Richard J Shaw (United Kingdom)*

08:00 - 08:20

END Trial: Randomised multicentre trial of local resection with or without elective neck dissection for early stage oral cancer

Iain L Hutchison (United Kingdom)

08:20 - 08:40

DAHANCA 21: Hyperbaric Oxygen Treatment of Mandibular Osteoradionecrosis. A randomised clinical trial

Lone Forner (Denmark)

08:40 - 09:00

HOPON (Hyperbaric Oxygen for the Prevention of Osteoradionecrosis): A Randomised Controlled Trial of Hyperbaric Oxygen to prevent Osteoradionecrosis of the Irradiated Mandible

Richard J Shaw (United Kingdom)

09:00 - 09:20

LIHNCS - Lugol's iodine in head and neck cancer surgery: a multicentre, randomised controlled trial assessing the effectiveness of Lugol's iodine to assist excision of moderate dysplasia, severe dysplasia and carcinoma in situ at mucosal resection margins of oral and oropharyngeal squamous cell carcinoma

James McCaul (United Kingdom)

09:20 - 09:40

The evolving role of immunotherapy in oral squamous cell carcinoma: evidence from clinical trials and protocols in development

Joe Sacco (United Kingdom)

09:40 - 10:00

New Initiatives in Surgical Trials within

Christian Simon (Switzerland)

SYMPOSIUM

AO SYMPOSIUM PAEDIATRIC SURGERY

BLACK BOX · 08:00 - 13:00

*Moderators: Cai - Zhigang (China)
Edward Ellis (United States)
Majeed Rana (Germany)*

7:45-8:15

Registration

8:15-8:30

Welcome

André Eckardt, Majeed Rana

MODULE 1 CRANIO-MAXILLOFACIAL TRAUMA

Moderators: Edward Ellis III, Majeed Rana

8:30-8:50

Epidemiology of pediatric facial fractures – an overview

André Eckardt

8:50-9:10

Management of soft tissue injuries in pediatric patients

Edward Ellis III

9:10- 9:30

Current management of pediatric mandibular trauma

Edward Ellis III

9:30-9:50

Pediatric midfacial and orbital trauma

Rüdiger Zimmerer

9:50-10:10

Pediatric head injuries – neurosurgical aspects

Thomas Beez

10:10-10:30

Panel discussion and case presentation

10:30-11:00

Coffee Break

MODULE 2 PEDIATRIC HEAD AND NECK TUMORS

Moderators: Muriel Brix, André Eckardt

11:00-11:20

Head and Neck tumors in children – an overview

André Eckardt

11:20-11:40

Vascular malformations in children: Current classification and management

Muriel Brix

11:40 –12:00

Orbital tumors in children – evaluation and surgical management

Christopher Mohr

12:00-12:20

Midface and skull base tumors – an overview

Rüdiger Zimmerer

12:20-12:40

Extensive mandibular ameloblastomas: Surgical concept in humanitarian missions and at home

Goetz Giessler

12:40-13:00

Panel discussion and case presentation

13:00-13:45

Lunch Break

MODULE 3 RECONSTRUCTIVE SURGERY

Moderators: Zhigang Cai, Goetz Giessler

13:45-14:05

Reconstructive surgery of pediatric head and neck defects – general remarks

Zhigang Cai



24th EACMFS CONGRESS

18-21 September 2018
MUNICH - GERMANY



SCIENTIFIC PROGRAM · FRIDAY 21 SEPTEMBER

14:05-14:25

Long-term results of rib grafts for mandibular reconstruction in young children

André Eckardt

14:25-14:50

Mandibular reconstruction in children – the Peking experience

Zhigang Cai

14:50-15:15

Surgery of Noma: strategies of ankyloses release and soft tissue reconstruction

Goetz Giessler

15:15-15:45

Reconstructive surgery: 3D-Imaging, Planning and Patient-Specific Implants

Majeed Rana

15:45-16:15

Panel discussion and case discussion

16:30

End of Seminar

FREE PAPERS

ORTHOGNATHIC SURGERY VII

KONZERTSAAL · 08:00 - 10:00

Chairmen: Lucas Ritschl - Gabriele Millesi - Iryna Logvynenko

08:00 - 08:06

Relation Between The Changes Of The Maxillary Incisor Inclination And The Movement Of Mandible After BSSRO In Skeletal Class III Patients With Surgery-First Approach

Seungjoon Lee, Jinsu Kim, Jungwoo Cho, Chang-Hyen Kim, Je-Uk Park
South Korea

08:06 - 08:12

Too deep labio-mental fold after large advancement genioplasty: a proposal for its effective correction

Franco Carlino

Clinic Villa Pinl - Unit of Surgery - Department of Maxillo-Facial Surgery,
Italy

08:12 - 08:18

Segmental Chin Osteotomy: From Virtual Planning To Realization With Surgical Positioning Guide

Iryna Logvynenko, Larysa Dakhno

Ukraine

08:18 - 08:24

Hard And Soft Tissue Transversal Changes Secondary To Sagittal Split Osteotomy : 2D Vs 3D Analysis

Nicolas Sigaux, Pierre Breton, Joris Giai, Pierre Bouletreau

France

08:24 - 08:30

Long-Term Outcome Of Maxillomandibular Advancement Osteotomy In Patients With Obstructive Sleep Apnea Syndrome

Lies Pottel¹, Nathalie Neyt¹, Katrien Hertegonne¹, Dirk Pevernagie², Johan Abeloos¹, Calix De Clercq¹

¹. az Sint-Jan Brugge-Oostende av, Bruges, Belgium

². The Netherlands

08:30 - 08:36

Are We Routinely Overprescribing Pharmacological VTE Prophylaxis Measures In Routine Day Case Surgery In OMFS? A Service Improvement Project

Bridie Vivien Griffiths, Peter Glen

United Kingdom

08:36 - 08:42

The use of autologous fat graft boosted with with peripheral blood mononuclear cells (pbmncs) in maxillo-facial surgery

Davide John Bottini, Pasquale Frisina, Giuseppe Sanese, Ilaria Bocchini, Emanuela Basile

Italy

08:42 - 08:48

Treatment Of Hemimandibular Hyperplasia By Computer-Aided Design And Computer-Aided Manufacturing Cutting And Drilling Guides Accompanied With Prebent Titanium Plates

Minyue Yang, Wen Du, Hanghang Liu, Li Liu, Huanzhong Ji, En Luo
China

08:48 - 08:54

The New Frontier Of Robot-Assisted Surgery For Maxillofacial Osteotomies.

Marcello Augello, Waldemar Deibel, Cyrill Baetscher, Katja Nuss, Philippe Cattin, Philipp Juergens

Switzerland

08:54 - 09:00

Mandibular bi-directional distraction osteogenesis: A Technique To Manage Both Transversal And Sagittal Mandibular Diameters Via A Lingual Tooth-Borne Acrylic Plate And Double-Hinge Bone Anchorage

Franco Carlino

Clinic VILLA PINI - Unit of Surgery - Department of Maxillo-Facial Italy

09:00 - 09:06

Unconventional osteotomies and additional procedures associated with orthognathic surgery

Zoran života Stajcic, Ljiljana Gvozden Stojcev Stajcic, Marko Nebojša Rodic

Serbia

09:06 - 09:12

Can Platelet Rich Fibrin Accelerate Neurosensory Recovery Following Sagittal Split Osteotomy? A Double-Blind Split-Mouth Randomized Clinical Trial

Reza Tabrizi

Iran



24th EACMFS CONGRESS

18-21 September 2018
MUNICH - GERMANY

SCIENTIFIC PROGRAM · FRIDAY 21 SEPTEMBER

09:12 - 09:18

Changes Of Some Functional Speech Disorders After Surgical Correction Of Skeletal Anterior Open Bite

Mojca Knez Ambrožič, Nataša Ihan Hren, Irena Hocevar Boltežar
Slovenia

09:18 - 09:24

Surgically Assisted Rapid Maxillary Expansion: Retrospective Analysis Of Complications 2012-2017

Nataliya Ilina, Igor Klipa, Nailya Drobysheva, Alexey Drobyshev
Russia

09:24 - 09:30

A Fully Digital Surgical Planning Protocol For Orthognathic Surgery In Fully Edentulous Patients

Olivier Beckers

Belgium

09:30 - 09:36

A Mobile 'coach' Application For Patients Undergoing Orthognathic Surgery 'myFACE'

Olivier Beckers

Belgium

09:36 - 09:42

A Comparative Analysis Between Length Of Stay Of Patients Undergoing Orthognathic Surgery In The Northwest Of England And North Wales

Mohamed Mustafa Hania, Helen Cashman, David C Laraway

United Kingdom

09:42 - 09:48

Leveling The Maxillary Occlusal Plane In Patients With Hemifacial Microsomia Using Unilateral Vertical Mandibular Distraction Osteogenesis Without Orthodontic Appliances

Navid Pourtaheri, Anand R Kumar

United States

FREE PAPERS

TRAUMA III

CARL AMERY HALL · 08:00 - 10:00

Chairmen: Oliver Bissinger - Tim Turvey - Andreia Barbosa Silva

08:00 - 08:06

Pediatric Trauma With Surgical Indication: A Retrospective Study

Andreia Barbosa Silva, Maria Tatiana Antunes, Cátia Dos Santos Mateus, Clara Maria Carracha, Helena Santos Rodrigues, Paulo Valejo Coelho
Portugal

08:06 - 08:12

Management Of Condylar Fractures Based On TMJ Assessment And CAD/CAE Methods

Vladyslav Alexandrovich Malanchuk, Roman Stanislavovych Palyvoda, Oksana Stepanivna Volovar
Ukraine

08:12 - 08:18

A Comparative Biomechanical Evaluation Of Different Types Of Osteosynthesis (Titanium Screws, Bioresorbable Pins And Miniplates) Used For Management Of Intracapsular Condylar Head Fractures.

Tetiana - Pavlychuk, Andrii - Kopchak, Mykola - Shidlovsky

Ukraine

08:18 - 08:24

Application Of Virtual Computer Planning For Treatment Of Patients With Midface Defects And Deformations After Orbital Fractures.

Vladimir Mikhailovich Mikhaylyukov, Artem Alexandrovich Kapustin, Madina Ismailovna Misirkhanova, Aleksey Yurievich Drobyshev*

Russia

08:24 - 08:30

European law for the european maxillofacial surgeons - VI

Andrew Andras Ezsias

United Kingdom

08:30 - 08:36

A Classification-Based Treatment Protocol On Temporomandibular Joint Ankylosis

Long Xia, Yang He, Shuo Chen, Jin-Gang An, Yi Zhang
China

08:36 - 08:42

Devices To Prevent External Nose Deformation Caused By Midfacial Degloving Approach

Hitomi Nakao, Tadaaki Morotomi, Takami Nakao, Noritaka Isogai

Japan

08:42 - 08:48

Our Experience With A Low-Cost Custom Made Mandibular External Fixator

Matthias Schlund, Thomas Wojcik, Romain Nicot, Joel Ferri, Gwenael Raoul

France

08:48 - 08:54

Fracture Healing And Bone Remodeling With Human Standard-Sized Magnesium Versus Poly lactide-Co-Glycolide (PLGA) Plate And Screw Systems Using A Mini-Swine Craniomaxillofacial Osteotomy Fixation Model

Benoit Schaller¹, Stefan Beck¹, Thomas Imwinkelried¹, Michel Assad², Tateyuki Iizuka¹

¹. Switzerland

². Canada

08:54 - 09:00

Equestrian And Sport-Related Maxillofacial Injuries- A Trauma Survey With 4230 Patients

Jane Schier, Dr. Nils Rohleder, Dr. Claudia Schwarzer, Prof. Dr. Klaus-Dietrich Wolff, Dr. Andrea Rau

Germany

09:00 - 09:06

Intraoral And Preauricular Approach Only Experience For Patients With Mandible Condylar Fractures. Long Term Results.

Evgeny Sviridov, Oleg Izotov, Alexey Drobyshev

Russia



24th EACMFS CONGRESS

18-21 September 2018
MUNICH - GERMANY



SCIENTIFIC PROGRAM · FRIDAY 21 SEPTEMBER

09:06 - 09:12

Trend And Demographic Characteristics Of Maxillofacial Fractures In Level I Trauma Center

Omri Emodi, [Amir Y Wolff](#), Hanna Srouji, Imad Abu-El Naaj, Dany Noy, Adi Rachmiel
Israel

09:12 - 09:18

SEF Project In Oral And Maxillofacial Surgery (A Smart Interface For Easy Teaching And Fast Teleassistance)

[Alessandro Tel](#), Federico Bortuzzo, Fabio Costa, Massimo Robiony
Italy

09:18 - 09:24

MKG Olé: A Tool For Involved Staff In Maxillofacial Practice

[Pia Barbara Erben](#)
Germany

09:24 - 09:30

Intraoral Open Reduction For Mandibular Angle Fracture Using An Angulated Screwdriver System

[Sang Hun Kim](#), Han Gyu Cha, Seung Min Nam, Eun Soo Park, Yong Bae Kim
South Korea

09:30 - 09:36

Changes Of Disc Status In Adult Patients With Discal Fracture Who Did Or Did Not Undergo Disc Anchoring Operation: A Longitudinal Retrospective Study

[Jun Shi](#)
China

09:36 - 09:42

Does Open Reduction Internal Fixation Along With Articular Disc Anatomical Reduction And Rigid Anchorage Manifested Promising Prospect In The Treatment Of Intracapsular Fractures?

[Jun Shi](#)
China

09:42 - 09:48

Results After Open Reduction And Rigid Internal Fixation Of Condylar Neck Fractures

[Michael Krimmel](#), Susanne Kluba, Sebastian Hoefert, Joachim Polligkeit, Siegmund Reinert
Germany

FREE PAPERS

ONCOLOGY VI

CHORPROBENSAAL · 08:00 - 10:00

Chairmen: [Caroline Götz](#) - [Parmar Sat](#) - [Denise Sievers](#)

08:00 - 08:06

Ameloblastoma : Evaluation Of Predicting Criteria Of Recurrence

[Martin Lalmand](#), Edward Boutremans, Isabelle Loeb, Didier Dequanter, Rokneddine Javadian
Belgium

08:06 - 08:12

Head And Neck Reconstruction : Exploration Of Multiple Applications Of The Supraclavicular Flap

[Rokneddine Javadian](#), Didier Dequanter, Edward Boutremans, Raquel Lamartine, Martin Lalmand, Isabelle Loeb
Belgium

08:12 - 08:18

Does Diabetes Influence The Outcome Of Head And Neck Cancer Patients Undergoing Free Tissue Transfer?

[Conor M Bowe](#), Anne M Molinari, Jacob R D'Souza, Michael C Bater
United Kingdom

08:18 - 08:24

Relation Between Tumor Budding And Other Histologic Parameters With Cervical Lymph Node Metastasis In Early Stage Tongue Carcinoma.

[Samuel Espías Alonso](#), Francisco Alijo Serrano, Pablo Montes Fernández-Micheltorena, Gema Arenas De Frutos, Cristina Maza Muela, Manuel Alejandro Tousidonis Rial
Spain

08:24 - 08:30

Squamous Cell Carcinoma Affecting The Maxilla: Cervical Management Of Clinical N0 Patients. Review Of Our Experience.

[Alberto Haddad Riesgo](#), Bianca Lago Beack, Fernando Almeida Parra, Jorge Núñez Paredes, Manuel Picón Molina, Julio Acero Sanz
Spain

08:30 - 08:36

Characterization Of Connexin 43 In Oral Squamous Cell Carcinoma

[Denise Sievers](#), Marlena Pantakani, Jens Bunzendahl, Bernhard Hemmerlein, Henning Schliephake, Philipp Brockmeyer
Germany

08:36 - 08:42

A Clinical Retrospective Study Of 1251 Seeds Permanent Interstitial Brachytherapy Treating Malignant Sublingual Gland Tumors

[Yan - Shi](#), Mingwei - Huang, Lei - Zheng, Xiaoming - Lyu, Jie - Zhang, Jianguo - Zhang
China

08:42 - 08:48

Surgical Management Of Osteoradionecrosis Using Three-Dimensional Isodose Curve Visualization: A Multi Center Retrospective Analysis

[M.J.H. Witjes](#)¹, H.H. Glas¹, A. Rashad², M. Heiland², S. Tribius², J. Kraeima²

¹. The Netherlands

². Germany

08:48 - 08:54

Prognostic Nutritional Index Predicts Post-Operative Complications In Oral Cancer Patients Reconstructed With Free Tissue Transfer

[Conor M Bowe](#), Anne M Molinari, J R D'Souza, Michael C Bater
United Kingdom



24th EACMFS CONGRESS

18-21 September 2018
MUNICH - GERMANY

SCIENTIFIC PROGRAM · FRIDAY 21 SEPTEMBER

08:54 - 09:00

The role of salvage surgery in improving the quality of life of patients with oral and oropharyngeal cancer

Ilkhomidin Karimovich Niyazov¹, Sharafiddin Zukhurovich Khabibulaev², Dzhumaboy Rahmatovich Sanginov¹, Gafur Muhsinovich Khojamurodov¹, Zarobuddin Zayniddinovich Barotov¹, Nasiba Mirzoobidovna Mahmudova¹

¹. Tajikistan

². Russia

09:00 - 09:06

WITHDRAW

Should Dental Extractions Delay Radiotherapy In Head And Neck Cancer Patients? An Evaluation Of Facial Swelling Following Exodontia Using Three-Dimensional (3D) Photography

Robert Stuart McCormick, James Adams, Lee Mercer, Helen Stancliffe, John Meechan (retired), Michael Nugent

United Kingdom

09:06 - 09:12

Distraction osteogenesis as a step of rehabilitation of patients with extensive defects of the jaws following cancer surgery

Elvin A. Melikov, Igor A. Klipa, Nickolay A. Redko, Alexey N. Bondarev, Alexey Y. Drobyshv

Russia

09:12 - 09:18

BI2536 Induces Mitotic Catastrophe And Radiosensitization In Human Oral Cancer Cells

Chieh-Yuan Cheng, Chung-Ji Liu, Yu-Jen Chen, Hsu-Wei Fang

Taiwan

09:18 - 09:24

Posttreatment Evaluation Of Resection Margins In 3D Surgical Planning

Matthias Mottini, Ava Insa Bracher, Christian Wolf, Konstantinos Katsoulis, Harald Gleissner, Benoit Schaller

Switzerland

09:24 - 09:30

Cervical Lymphadenopathy Of Uncommon Etiology

Paris Liokatis, Matthias Tröltzsch, Christoph Pache, Sven Otto, Michael Ehrenfeld

Germany

09:30 - 09:36

Fluorescence Image Guided Surgery In Head And Neck Cancer: A Phase 1, Dose-Escalation Study For In Vivo Tumor Detection Using Cetuximab-IRDye800CW Conjugate

Floris Jan Voskuil, Sebastiaan Antonius Hendrik Johannes De Visscher, Kees-Pieter Schepman, Dominic Robinson, Gooitzen Michell Van Dam, Max Johannes Hendrikus Witjes

The Netherlands

09:36 - 09:42

A High Density Of CD45-Positive Lymphocytes In Resection Margins Of Primary OSCC Predicts Local Recurrence

Damiana Pierssens, Jack Cleutjens, Mari Van Den Hout, Bernd Kremer, Peter Kessler, Ernst Jan Speel

The Netherlands

09:42 - 09:48

When An Implantable Doppler Megahertz – A Case Report.

Mervyn Huston, Graham Merrick, Ali Al-Rikabi

United Kingdom

GUEST SOCIETY

CHINESE ASSOCIATION - GUEST SOCIETY

HOLIDAY INN 1 · 08:00 - 10:00

Moderator: Yi Zhang (China)

08:00 - 08:20

Development of percutaneous puncture robot for the skull base lesions

CB Guo (China)

08:20 - 08:40

Precision reconstruction surgery for craniomaxillofacial deformities

Steve GF Shen (China)

08:40 - 09:00

Immediately functional reconstruction following radical resection of oral cancer

CP Zhang (China)

09:00 - 09:20

Impact of digital technology on craniomaxillofacial surgery – Perspectives from past 5 year practices

Yi Zhang (China)

09:20 - 09:40

Idiopathic condylar resorption: our treatment protocol

C Yang (China)

09:40 - 10:00

Long-term followup outcomes of salivary gland tumors

Dr. Xin Peng (China)

GUEST SOCIETY

IAOMS: SURGICAL MANAGEMENT OF OBSTRUCTIVE SLEEP APNEA - GUEST SOCIETY

HOLIDAY INN 2 · 08:00 - 10:00

Moderator: Julio Acero (Spain)

Alexis Olsson (United States)

GE Ghali (United States)

08:00 - 08:20

Introduction: Overview of the Surgical Treatment of Obstructive Sleep Apnea/Hypopnea Syndrome

Alexis Olsson (United States)



24th EACMFS CONGRESS

18-21 September 2018
MUNICH - GERMANY



SCIENTIFIC PROGRAM · FRIDAY 21 SEPTEMBER

08:20 - 08:40

Prediction of Surgical Success in the Treatment of Obstructive Sleep Apnea/Hypopnea

Julio Cifuentes (Chile)

08:40 - 09:00

Surgical Management of Obstructive Sleep Apnea/Hypopnea Syndrome in the Pediatric Population

Steven Shen (China)

09:00 - 09:20

The Use of Robotic Surgery for the Management of Obstructive Sleep Apnea/Hypopnea Syndrome

GE Ghali (United States)

09:20 - 09:40

Discussion

Julio Acero (Spain)

MASTERCLASS

COMPLEX RECONSTRUCTION OF THE MANDIBLE - OPTIMISING OSTEOTOMY AND OSTEOSYNTHESIS OF THE FREE FIBULA FLAP

HOLIDAY INN 2B · 08:00 - 09:00

Jochen Weitz (Germany)

FREE PAPERS

INFECTION/MEDICATION RELATED OSTEO NECROSIS I

HOLIDAY INN 8 · 08:00 - 10:00

Moderators: Daniel Hrusak -

Louise Martina Dunphy

08:00 - 08:06

Multicentric review of 18 cases of pediatric cervicofacial lymphadenitis caused by non-tuberculous mycobacteria

Mario Pezzi Rodríguez, Fernando Almeida Parra, Patricia De Leyva Moreno, Alberto Haddad Riesgo, Bianca Sonhee Lago Beack, Julio Acero Sanz
Spain

08:06 - 08:12

WITHDRAW

Next Generation Gene-Sequencing In Patients With Deep Neck Space Odontogenic Infections – First Results

Jan-Falco Wilbrand, Martina Wilbrand, Daniel Schmermund, Hans-Peter Howaldt, Eugen Domann, Sebastian Böttger
Germany

08:12 - 08:18

Medication-Related Osteonecrosis Of A Jaw (MRONJ, BRONJ, ARONJ): Benefits Of Radical Strategy.

Kirill A Polyakov, Yuri A Medvedev, Lyudmila S Shamanayeva, Igor V Cherkosov, Sergey Yu Ivanov
Russia

08:18 - 08:24

Surgical Procedures Resulting In MRONJ (BRONJ, ARONJ): Research Of Opportunistic Infection

Kirill A Polyakov¹, Yuri A Medvedev², Lyudmila S Shamanayeva¹, Anastasia Lukyanova¹, Igor V Cherkosov¹, Sergey Yu Ivanov¹
Russia

08:24 - 08:30

Comparison Of Auto-Fluorescence And Tetracycline-Fluorescence For Guided Bone Surgery Of Medication-Related Osteonecrosis Of The Jaw: From The Preclinical Large Animal Model To A Clinical Randomized Controlled Feasibility Study

Oliver Ristow, Sven Otto, Stefan Zeiter, Christoph Pautke, Jürgen Hoffmann, Christian Freudlsperger
Germany

08:30 - 08:36

Inpatient Management Of Cervicofacial Infection: A Multicentre UK-Wide Survey Of Current Maxillofacial Practice

Christopher McDonald¹, Anusha Hennedige², Alistar Henry³, Greg Logan⁴, Basim Dawoud⁵, Jim Mccaul
United Kingdom

08:36 - 08:42

Denosumab Osteo-Chemonecrosis Of The Maxilla And Mandible: A Case Report.

Louise Martina Dunphy, Rajat Paul, Giovanni Salzanno, Barbara Gerber, Jennifer Graystone
The John Radcliffe Hospital, Oxford, United Kingdom

08:42 - 08:54

Chronic Recurrent Multifocal Osteomyelitis Of The Mandible With Dyserythropoietic Anaemia.

Louise Martina Dunphy, Siddarth Gowrishankar, Lee Kaing, Pradeep Anand, Dominic Kelly
The John Radcliffe Hospital, Oxford, United Kingdom

08:54 - 09:00

Temporal Artery Biopsy: An Audit Of Clinical Practice

Mayank Shastri, Karishma Chouglay, Carrie Newlands
Royal Surrey County Hospital, Guildford, United Kingdom

09:00 - 09:06

Osteomyelitis Of The Head And Neck: A 15-Year Case Series

Abhishek Kalia, Nabeela Ahmed, Katherine George, Amanda Fife, Kathleen Fan
King's College Hospital, London, United Kingdom

09:06 - 09:12

The Latest Treatment Strategies Against Medication Related Osteonecrosis Of The Jaw And Evaluation Of The Success Of Treatment Methods; A Systematic Review And Meta-Analysis

Seyda Nur Urhan, Selen Adiloglu, Osman Taha Köseoglu
Hacettepe University, Faculty of Dentistry, Department of Oral and Maxillofacial Surgery, Ankara, Turkey

09:12 - 09:18

Localized Amyloidosis With Lymphoepithelial Lesion In Parotid Gland: A Case Report And Literature Review

ChunLiang Chang, JIH YU Chiu, Yuk-Kwan Chen, Chih-Huang Tseng, Edward Chengchuan Ko
Kaohsiung Medical University, Kaohsiung, Taiwan



24th EACMFS CONGRESS

18-21 September 2018
MUNICH - GERMANY

SCIENTIFIC PROGRAM · FRIDAY 21 SEPTEMBER

09:18 - 09:24

Influence Of Age, Intraoral Or Extraoral Location, Infection Status, And Irradiation On Host Defence Peptide Gene Expression In The Head And Neck Region

Nils Hagen Rohleder¹, Klaus Dietrich Wolff¹, Marco Rainer Kesting²

¹. Department of Oral and Maxillofacial Surgery, Technische Universität München, Munich, Germany

². Department of Oral and Maxillofacial Surgery, Universitätsklinikum Erlangen, Erlangen, Germany

09:24 - 09:30

Osteonecrosis Of Jaws Of Different Etiology: Features Of The Clinic, Diagnosis, Histomorphometry And Treatment

Natalia Zhukova, Tatiana Shipkova, Dmitry Lezhnev, Alexey Drobyshev A.I. Yevdokimov Moscow State University of Medicine and Dentistry, Moscow, Russia

MASTERCLASS

CURRENT AND NEW ASPECTS IN DIAGNOSTICS AND RECONSTRUCTION OF THE TMJ

HOLIDAY INN 3 · 09:00 - 10:00

Andreas Kolk (Germany) and Markus Teschke (Germany)

SYMPOSIUM

NECK DISSECTION

CARL-ORFF · 10:30 - 12:30

Moderator: Anil D'Cruz (India)

10:30 - 10:55

Indications for Neck dissection in Head and Neck Cancer

Anil D'Cruz (India)

10:55 - 11:25

Robotic Neck Dissection

Yoon Woo Koh (South Korea)

11:25 - 11:50

The role of Sentinel Lymph Node Biopsy in Oral and Oropharyngeal Cancer

Sandro J. Stoeckli (Switzerland)

11:50 - 12:15

The Role of PET Surveillance in Head and Neck Cancer

Wailup Wong (United Kingdom)

KEYNOTE

QUANTIFYING FACIAL GROWTH AND TREATMENT OUTCOME IN CHILDREN

KONZERTSAAL · 10:30 - 11:00

Moderator: Stefan Berge

Thomas Maal (Netherlands, The)

FREE PAPERS

TRAUMA IV

CARL AMERY HALL · 10:30 - 13:00

Chairmen: Andreas Fichter - Ali Modabber - Angelika A. Sebald

10:30 - 10:36

Cross-Disciplinary Working To Expand The Horizons Of Maxillofacial Surgery.

Angelika A. Sebald, Lauren Tomasello, David A Mitchell
United Kingdom

10:36 - 10:42

Image guided surgery and the use of augmented reality in cranio-maxillo-facial surgery

H.H. Glas, J. Kraeima, L. Yu, P.M.A. Ooijen, F.K.L. Spijkervet, M.J.H. Witjes

The Netherlands

10:42 - 10:48

Subsiliary incision: incidence and prevention technique of scleral show

Davide John Bottini, Ilaria Bocchini, STEFANO Lovero, Margarida Fernandes Lopes Morais D'Autilio, Emanuela Basile

Italy

10:48 - 10:54

Intraoperative Cone-Beam Computed Tomography (CBCT) In The Management Of Zygomatic Fractures

Aurélien Louvrier, Elise Weber, Brice Chatelain, Pierre Marty, Aude Barrabé, Christophe Meyer

France

10:54 - 11:00

Recording OMFS Surgeries With A Modified GoPro HERO6, Finally A "professional" Quality With An Affordable Camera.

Laurent Ganry¹, Romain Bosc¹, Barbara Hersant¹, Rui Paulo Fernandes², Jean-Paul Meningaud¹

¹. France

². United States

11:00 - 11:06

Bamboo orbital penetrating injury mimicking air on computed tomography; a case report

Michael Pesis, Eitan Bar-Droma, Anatoliy Ilgijayev, Navot Givol
Israel

11:06 - 11:12

Risk Of Facial Nerve Injury Using The Preauricular Inverted Hockey Stick Approach For Treating Condylar Fractures

David Vozlic

Slovenia

11:12 - 11:18

Small-Fragment Screw Fixation Of Condylar Head Fractures: A Radiological And Functional Evaluation

Wenko - Smolka, Caroline - Lechler, Carl Peter Cornelius
Germany



24th EACMFS CONGRESS

18-21 September 2018
MUNICH - GERMANY



SCIENTIFIC PROGRAM · FRIDAY 21 SEPTEMBER

11:18 - 11:24

Pediatric Zygomaticomaxillary Complex Fracture Repair: Location And Number Of Fixation Sites In Growing Children

JD Luck, Joseph Lopez, Muhammad Faateh, Alexandra Macmillan, Robin Yang, Amir H. Dorafshar
United States

11:24 - 11:30

Pediatric Nasoorbitoethmoid Fractures: Etiology, Classification, And Management

Joseph Lopez, JD Luck, Muhammad Faateh, Alexandra Macmillan, Robin Yang, Amir H Dorafshar
United States

11:30 - 11:36

Surgical Skills Training Platform And Haptic Feedback.

Julien Davrou¹, Jingtao Chen¹, Sylvain Bouchigny², Christine Megard², Sylvie Testelin³, Bernard Devauchelle³
France

11:36 - 11:42

Fasting Times Before And After Surgery - Evidence For Recent Recommendations

Paul Kielty
Ireland

11:42 - 11:48

Oral And Maxillofacial Surgery - The Surgical Conundrum, A Literature Review

Paul Kielty, Christopher Cotter
Ireland

11:48 - 11:54

Consent In Oral And Maxillofacial Surgery - Worth The Paper It's Written On?

Paul Kielty, James Duncan, Duncan Sleeman
Ireland

11:54 - 12:00

Porous polyethylene reconstruction of orbital floor and roof defects- clinical and radiological evaluation

Ahmed Mohamed Mahrous¹, Nadia Farouk Farouk²
Egypt

12:00 - 12:06

Intraoperative Nerve Monitoring, In CMF Mandibular Condyle Traumatology.

Roberto Doc Rizzo
Italy

12:06 - 12:12

Virtual Reality In Oral- And Maxillofacial Surgery.

Alexander K. Bartella¹, Mohammad Kamal¹, Julius Steegmann¹, Ingrid Scholl², Frank Hölzle¹, Bernd Lethaus¹
Germany

12:12 - 12:18

Titanium Inclusions In The Soft Tissues Adjacent To The Fixators In Patients With Traumatic Injuries And Defects Of The Facial Bones

Anna Romanova¹, Andrii Kopchak¹, Oleksandr Mykhailenko²
Ukraine

FREE PAPERS

ONCOLOGY VII

CHORPROBENSAAL · 10:30 - 13:00

*Chairmen: Achim Bomhard - Nils Rohleder -
Nadia Theologie-Lygidakis*

10:30 - 10:36

Analysis of different n stage parameter affecting overall survivor in head and neck cancer: comparison between lymphnode ratio and number of positive nodes

Marco Della Monaca, Andrea Cassoni, Valentina Terenzi, Giorgio Barbera, Matteo Buracchi, Valentino Valentini
Italy

10:36 - 10:42

Long-Term Outcome Analysis After Surgical Treatment Of Oral And Oropharyngeal Squamous Cell Cancer In 680 Patients.

Claudia Schwarzer, Klaus Dietrich Wolff, Andreas Kolk
Germany

10:42 - 10:48

The Role Of 18F-FDG PET/CT In Staging And Prognostic Prediction Of Locally Advanced Salivary Gland Carcinoma Treated With Interstitial Brachytherapy

Wen-lie Wu, Lei Zheng, Jian-Guo Zhang
China

10:48 - 10:54

Clinical Applications Of Flow MRI In Head And Neck Surgery.

Jérémie Bettoni, Gwénael Pagé, Anne-Virginie Salsac, Bernard Devauchelle, Balédent Olivier, Stéphanie Dakpe
France

10:54 - 11:00

Epidemiology Of Maxillary Cancers- 13 Years Data From The Regional Head & Neck Cancer Centre Of South East England

Raghuram Boyapati, Daniel Armstrong, Taranbir Thind, Bill Barrett, Akshay Gulati
United Kingdom

11:00 - 11:06

Ectomesenchymal Chondromyxoid Tumor Of The Tongue: Report Of Two Cases

Mohammed Saleh Alshamrani
Saudi Arabia

11:06 - 11:12

Preoperative Mapping And Surgical Navigation In The Mid-Face Tumour: Our Experience On 17 Consecutive Patients At Sant'Orsola Malpighi Hospital

Francesco Ricotta, Achille Tarsitano, Barbara Bortolani, Laura Cercenelli, Emanuela Marcelli, Claudio Marchetti
Italy

11:12 - 11:18

Relationship between lymph node density and early regional recurrence in patients with oral cavity squamous cell carcinoma

Víctor Zafra Vallejo
Spain



24th EACMFS CONGRESS

18-21 September 2018
MUNICH - GERMANY

SCIENTIFIC PROGRAM · FRIDAY 21 SEPTEMBER

11:18 - 11:24

Expression of insulin-like growth factor ii m-rna binding protein 3 (imp3), e-cadherin and podoplanin in preoperative biopsies of oral squamous cell carcinoma and their correlation with perineural invasion

Salvatore Battaglia, Achille Tarsitano, Sofia Ascoli, Tiziana Balbi, Maria Pia Foschini, Claudio Marchetti

Italy

11:24 - 11:30

Expression Of Myeloid Derived Suppressor Cells (MDSC) In Oral Squamous Cell Carcinoma Patients

Liu Yi-Ching

Taiwan

11:30 - 11:36

Management Of Langerhans Cell Histiocytosis (LCH) In Young Children.

Nadia Theologie-Lygidakis, Fotios Tzermpos, Athanasios Tampouris, Vassilios Papadakis, Anastassios I. Mylonas, Ioannis Iatrou

Greece

11:36 - 11:42 Intraoral Ultrasonography For Oral Cancer: Accurate For Thickness Determination And Its Potential Use In Surgical Margin Control

Rob Noorlag, Thomas Jw Klein Nulent, Ellen M Van Cann, Toine Jwp Rosenberg, Remco De Bree, Robert J Van Es

The Netherlands

11:42 - 11:48

Does Preoperative Vascular Mapping In Microsurgery Benefit Our Patients? Our Experience In The Last 10 Years

Ana María López, Alba García Sevilla, Cristina Maza Muela, Samuel Espías, Carlos Navarro Vila, Manuel Tousidonis

Spain

11:48 - 11:54

Patterns Of Neoplastic Invasion To Masticator Space By T4b Squamous Cell Carcinoma Of Oral Cavity

ChiSheng Cheng

Taiwan

12:00 - 12:06

Snail Mediates Myofibroblast Transdifferentiation In Precancerous Oral Submucous Fibrosis

Ming-Yi Lu, Cheng-Chia Yu, Chih-Yu Peng

Taiwan

12:06 - 12:12

PSMA Expression In Adenoid Cystic Carcinoma Of The Head And Neck As A Predictor Of Disease-Free Survival

Thomas Jw Klein Nulent, Matthijs H Valstar, Laura A Smit, Remco De Bree, Robert Jj Van Es, Stefan M Willems

The Netherlands

12:12 - 12:18

Systemic Therapy For Recurrent And Metastatic Head And Neck Cancer, A Systematic Review And Meta-Analysis

Ashley Lau, Kar Yan Li, Wei Fa Yang, Yu Xiong Su

Hong Kong SAR

GUEST SOCIETY

BAOMS - GUEST SOCIETY

HOLIDAY INN 1 · 10:30 - 12:00

Moderator: Robert Banks (United Kingdom)

10:30 - 10:50

Mesenchymal stem cells for osteoradionecrosis therapy – from bench to bedside and the ACORN trial

James McCaul (United Kingdom)

10:50 - 11:10

The Aggregation of Marginal Gains in Head and Neck Surgery

Michael Nugent (United Kingdom)

11:10 - 11:30

The role of osseointegrated implants in the rehabilitation of the oncology patient

Satyesh Chimanlal Parmar (United Kingdom)

11:30 - 11:50

Virtual Surgical planning and guided jaw resection and reconstruction: a five year experience

James Adams (United Kingdom)

11:50 - 12:00

Does size matter – H&N Cancer in the UK

Simon Whitley (United Kingdom)

GUEST SOCIETY

ISRAELI ASSOCIATION: MANAGEMENT OF CRANIOMAXILLOFACIAL TRAUMA - GUEST SOCIETY

HOLIDAY INN 2 · 10:30 - 12:30

Moderator: Adi Adi Rachmiel (Israel)

10:30 - 10:35

Introduction

Adi Adi Rachmiel (Israel)

10:35 - 10:55

Changes in the epidemiology of crano-maxillo-facial trauma – a review of three decades in a single tertiary referral medical center

Tal Yoffe (Israel)

10:55 - 11:15

Airway management of the patient with maxillofacial trauma; review of the literature and suggested clinical approach

Imad Abu El-Naaj (Israel)

11:15 - 11:35

Reconstruction of trauma sustained craniofacial defects using patient specific implants

Dekel Dekel Shilo

11:35 - 11:55

Long term experience with endoscopic intraoral plating of orbital floor fractures

Michael Abba (Israel)



24th EACMFS CONGRESS

18-21 September 2018
MUNICH - GERMANY



SCIENTIFIC PROGRAM · FRIDAY 21 SEPTEMBER

11:55 - 12:15

Severe gunshot maxillofacial trauma, when and where to start?

Samer Srouji (Israel)

12:15 - 12:30

Maxillofacial trauma due to e-bike injuries. a retrospective study from israel

Anatoliy Ilgiyaev (Israel)

MASTERCLASS

SURGERY FIRST IN ORTHOGNATIC SURGERY

HOLIDAY INN 3 · 10:30 - 11:30

Gabriele Millesi (Austria)

FREE PAPERS

INFECTION/MEDICATION RELATED OSTEONECROSIS II

HOLIDAY INN 8 · 10:30 - 13:00

Moderators: Niklas Rommel - Otto Sven - Sebastian Hoefert

10:30 - 10:36

Comparison of SPECT/CT and CBCT in mandibular osteomyelitis and osteonecrosis

Johann Maximilian Malina-Altzinger

Switzerland

10:36 - 10:42

Odontogenic Abscess-Related Emergency Hospital Admissions – A Retrospective Data Analysis Of 120 Children And Young People Requiring Surgical Drainage

Christian Doll, Fabian Carl, Jan Oliver Voss, Richard Waluga, Max Heiland, Jan Dirk Raguse

Germany

10:42 - 10:48

Treatment Of Diffuse Sclerosing Osteomyelitis With Antiresorptive Drugs

Sven Otto, Matthias Troeltzsch, Florian A Probst, Wenko Smolka, Michael Ehrenfeld

Germany

10:48 - 10:54

- Migration Infections Of Oral And Maxillofacial Region (OMFR)

Zana Sejfiija, Arjanit Sejfiija, Shkelzen Komoni, Arta Sinani, Osman Sejfiija.

Zana O Sejfiija

Kosovo

10:54 - 11:00

Drug abuse and osteonecrosis of the jaw

Evgeny M. Basin, Yury A Medvedev, Daria Yu. Milyukova

Russia

11:00 - 11:06

Penicillin Allergy, Fact Or Fiction?

Mervyn Huston, Jennifer Huston

Ireland

11:06 - 11:12

Evaluation Of The Susceptibility Of Deep Neck Space Infection Pathogens To Common Antibiotics

Petr Posta

Czech Republic

11:12 - 11:18

Decision Making And Treatment Challenges In A Rare Case Of Pediatric Facial Necrotizing Fasciitis

Dovile Proskute, Andrius Talijunas, Vilmanta Burokiene, Virginija Zilinskaite, Vidas Misevicius, Linas Zaleckas

Lithuania

11:18 - 11:24

Validation of prognostic impact of ct in medication-related osteonecrosis of the jaw: a longitudinal study

Giordana Bettini, Giorgia Saia, Giorgio De Conti, Raffaella Motta, Stefania Vio, Alberto Bedogni

Italy

11:24 - 11:30

Effect Of PRF/PRP On Osteoblast And Gingival Fibroblast Behaviour Treated With Zoledronic Acid.

Daniel Steller, Nele Herbst, Ralph Pries, David Juhl, Peter Sieg, Samer G Hakim

Germany

11:30 - 11:36

Establishment Of A Cell-Co-Culture Model For Investigation Of Cellularized Bone Replacement Material After Zoledronic Acid And Platelet Derivatives Treatment

Alexandra Scheibert, Daniel Steller, Tabea Sturmheit, Peter Sieg, Samer G Hakim

Germany

11:36 - 11:42

Analysis Of Bacterial Spectrum And Antimicrobial Susceptibility Patterns In Osteoradionecrosis Of The Jaws

Jinsong Hou, Jianfeng Liang, Hui Zhang, Cheng Wang

China

11:42 - 11:48

Clinicostatistical Study On Odontogenic Maxillary Sinusitis: A Retrospective Study

Alberto Benedetti¹, Vladimir Popovski¹, Antonio Kirkov¹, Aleksandar Iliev¹, Aleksandar Stamatovski¹, Ramiz Feka²

¹. Former Yugoslav Republic of

². Kosovo

11:48 - 11:54

Use Of Human Amniotic Membrane In The Treatment Of Patients With Bisphosphonate-Related Osteonecrosis Of The Jaws

Mirko Ragazzo, Diletta Trojan, Adolfo Paolin, Giulia Montagner, Luca Guarda Nardini

Italy

11:54 - 12:00

Medication-Related Osteonecrosis Of The Jaw (MRONJ) Caused By Tissue Toxicities In Combined Therapies With Antiresorptives And Targeted Therapies: Results Based On A Real-Time In Vitro Model With Human Gingival Fibroblasts

Sebastian Hoefert, Linda Liebaug, Adelheid Munz, Anna Yuan, Siegmart Reinert

Germany



24th EACMFS CONGRESS

18-21 September 2018
MUNICH - GERMANY



SCIENTIFIC PROGRAM · FRIDAY 21 SEPTEMBER

12:00 - 12:06

C-Reactive Protein Levels As An Inflammatory Prognostic Factor For Management Of Infections Of Odontogenic Origin, Is It ?

Roman - Mirochnik, Shareef Araid, Victoria - Yaffe, Imad - Abu El-Naaq
Israel

KEYNOTE

DYSPLASIA OF THE MANDIBLE / HEMIFACIAL HYPOPLASIA

KONZERTSAAL · 11:00 - 11:30

Moderator: Jean-Paul Meningaud (France)

Manlio Galie (Italy)

GUEST SOCIETY

CZECH ASSOCIATION - GUEST SOCIETY

KONZERTSAAL · 11:30 - 13:00

Moderators: Daniel Hrusak (Czech Republic)

Petr Michl (Czech Republic)

11:30 - 11:45

Surgical Treatment of OSA - a Prague

Rene Foltán (Czech Republic)

11:45 - 12:00

Determination of molecular interaction between invasive front of oral cancers and surrounding bone

Richard Pink (Czech Republic)

12:00 - 12:15

Total joint replacement is one of the primary therapeutic steps in TMD therapy - a Czech Experience

Vladimir Machon (Czech Republic)

12:15 - 12:30

Medical Related Osteonecrosis of the Jaw -Characteristics and Treatment Options

Vojtech Perina (Czech Republic)

12:30 - 12:45

Surgical management of MRONJ

Lukas Hauer (Czech Republic)

FREE PAPERS

FACIAL DEFORMITY SURGERY IV

HOLIDAY INN 1 · 12:00 - 13:00

Chairmen: Florian Grill - Elise Hélène Weber

12:00 - 12:06

A Scanographic Study Of Asymmetry Of The Frontal Process Of Zygoma In Unilateral Coronal Synostosis

Aude Barrabé, Elise Weber, Alain Czorny, Grégory Godfrin, Christophe Meyer, Aurélien Louvrier
France

12:06 - 12:12

Morphological Results After Use Of A Customized Naso-Orbito-Frontal Bandeau Remodeling Guide In Craniosynostosis Surgery

Elise Weber, Aurélien Louvrier, Brice Chatelain, Christophe Meyer
France

12:12 - 12:18

Satisfaction Of Patients Following Oral And Maxillofacial Surgery Procedures For Smile Line Problems

Reza Tabrizi

Iran

12:18 - 12:24

Facial Deformity Surgery In The Developing World

Pierre Haen, Sophie Laversanne

France

12:24 - 12:30

A New Modified Method For Correcting Cryptotia With A Subcutaneous Pedicled Flap

Rina Hikiami, Natsuko Kakudo, Masakatsu Hihara, Takashi Takemoto, Naoki Morimoto, Kenji Kusumoto
Japan

12:30 - 12:36

Unilateral Vertical Mandibular Distraction Osteogenesis: Effects On Airway Volume In Children With Hemifacial Microsomia

Navid Pourtaheri, Anand R Kumar

United States

12:36 - 12:42

Grave's orbitopathy - setting up an orbital MDT And the role of the maxillofacial surgeon

Ishita Basu, Rachna Chawla, Michael Perry

United Kingdom

MASTERCLASS

SIMULTANEOUS CONDYLECTOMY WITH ORTHOGNATHIC SURGERY

HOLIDAY INN 3 · 12:00 - 13:00

Tim Turvey (United States)

CLOSING SESSION

OBITUARY SESSION AND CLOSING CEREMONY

CARL-ORFF · 14:00 - 16:00

Hugo Obwegeser (Switzerland)

SYMPOSIUM

AO SYMPOSIUM PAEDIATRIC SURGERY

BLACK BOX · 14:00 - 16:30

*Moderator: Cai - Zhigang (China)
Edward Ellis (United States)
Majeed Rana (Germany)*



VISIT US AT BOOTH #31

www.medartis.com



25th EACMFS CONGRESS

15-18 SEPTEMBER 2020
PARIS - FRANCE

www.eacmfs.org



European Association for
Cranio - Maxillo - Facial Surgery